

OVERVIEW

Nixa residents were surveyed about their priorities for the city and their positions on several key issues. The survey opened on December 5, 2023 and closed February 2, 2024. During this survey period, 1,949 respondents completed the survey.

The survey was promoted through local media, the city website, and social media. Because it was an online opt-in survey with a printed version on request, rather than one distributed by mail or phone to a random sampling of every household in the city, its data provides general indications and trends in residents' options, but cannot be taken as a scientific sampling of households.

In this report, overall findings are provided for each question. Then, to get a richer understanding of the data, each question is queried against respondents' responses to four different demographic questions.

BY TYPE OF RESIDENTIAL LOCATION

Respondents were subdivided for each question into three groups – respondents living within the city limits or outside the city limits and what district they live in.

HOW LONG AND WHAT TYPE OF RESIDENCE THEY ARE LIVING IN

Respondents were asked the question how long they have lived in Nixa and what type of housing they reside.

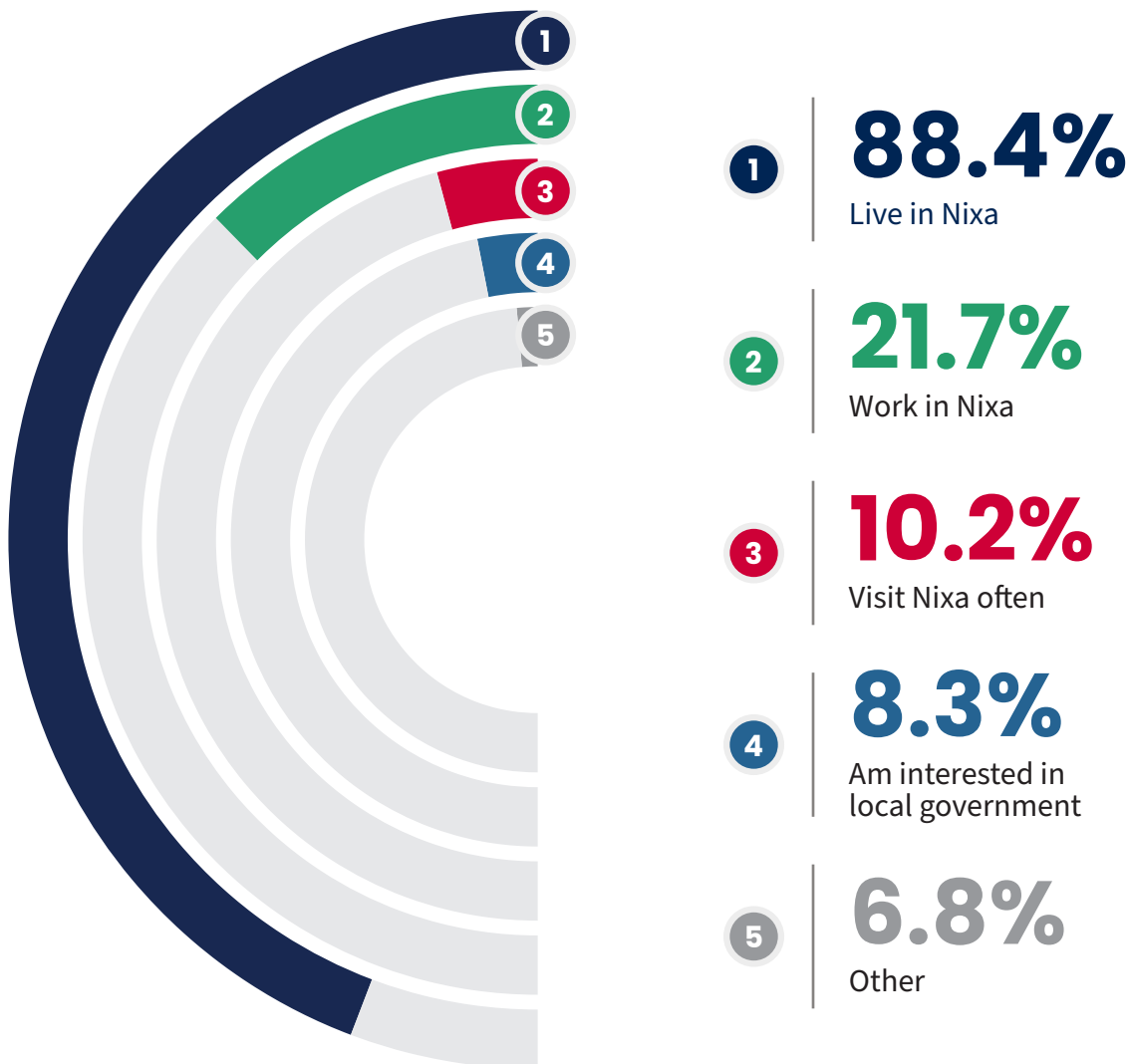
BY AGE

The 1,949 respondents who answered question 39 about their age allowed a breakdown of the total responses for each question by age group and look for insights about Nixa residents. This enabled some conclusions throughout this report as to how people of different age groups felt about each question.

BY LENGTH OF RESIDENCE

Finally, it was desired to see whether people who were new to the Nixa area answered the questions differently from those who have lived in the county a longer period. For some questions, this was insightful information, and for others, length of residence seemed to have little impact on the results.

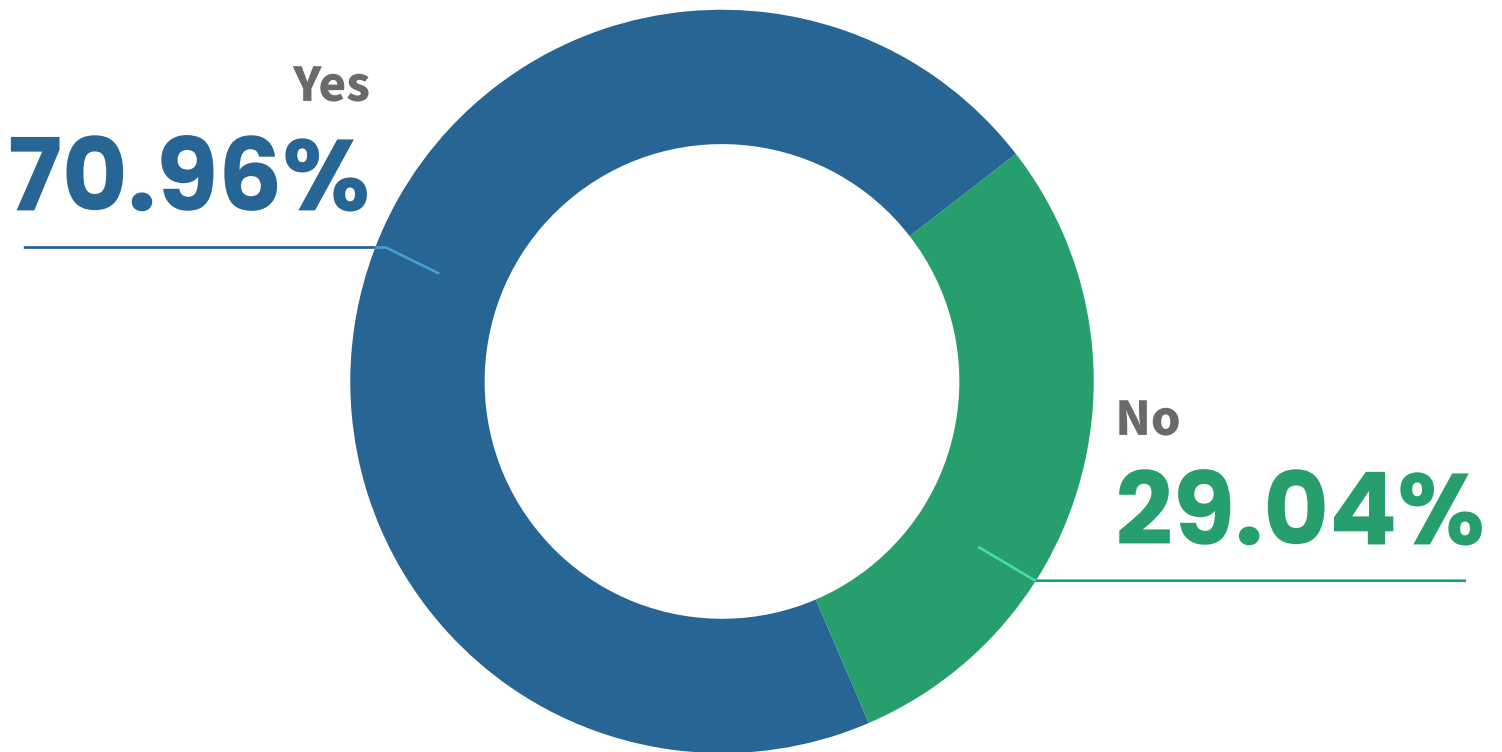
I am interested in the City of Nixa because I...(select all that apply)



OVERALL

The majority (88.3%) of the total respondents said they were interested in Nixa because *they live here*, with another 26.6% reporting that *they work in Nixa* and 8.36% say they are *interested in local government* and 6.16% *visit Nixa often*. All other options were minimal.

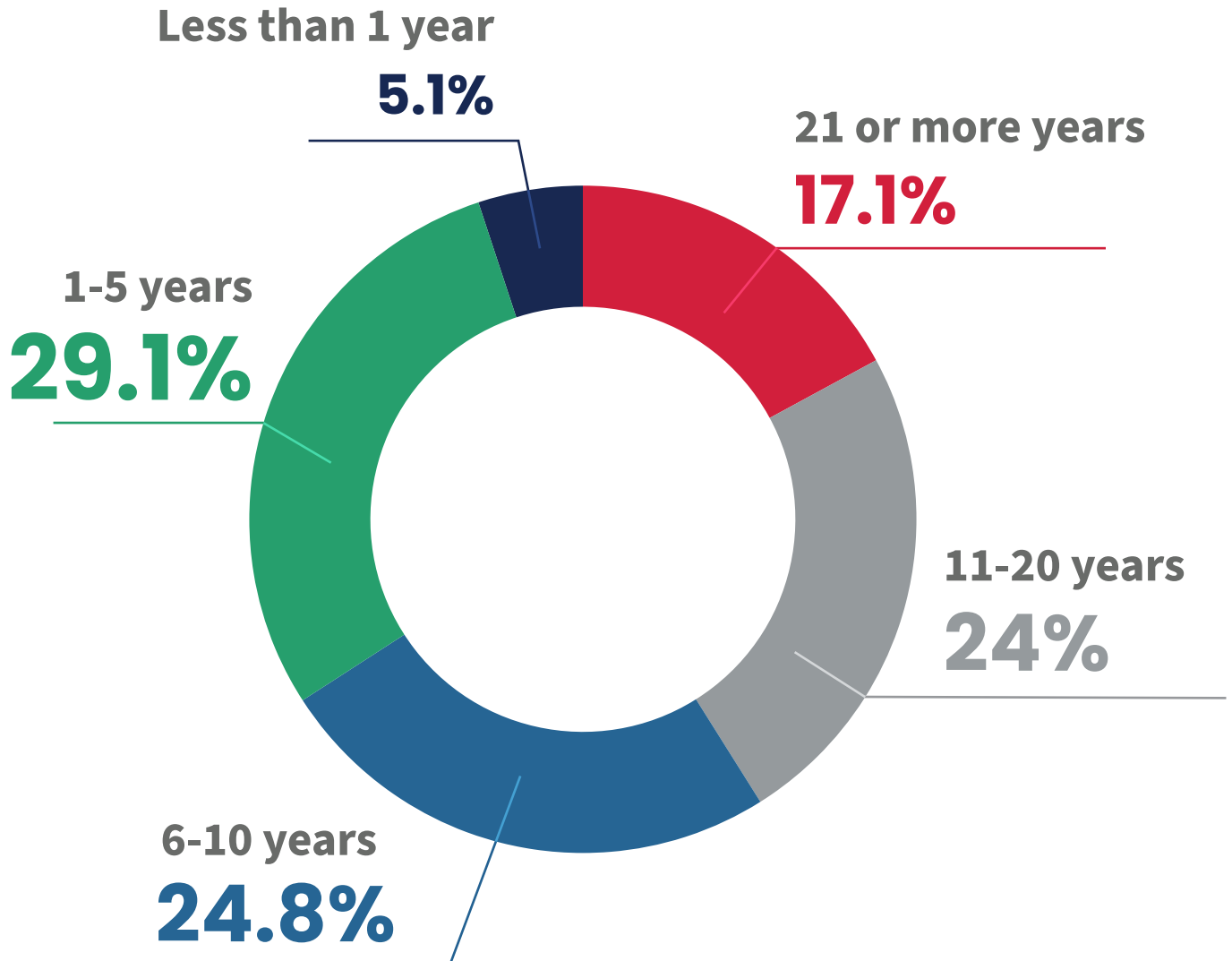
Do you currently live in Nixa City Limits?



OVERALL

The majority of respondents (70.9%) stated they *live in Nixa City Limits* while 29% stated they *live outside the city limits*.

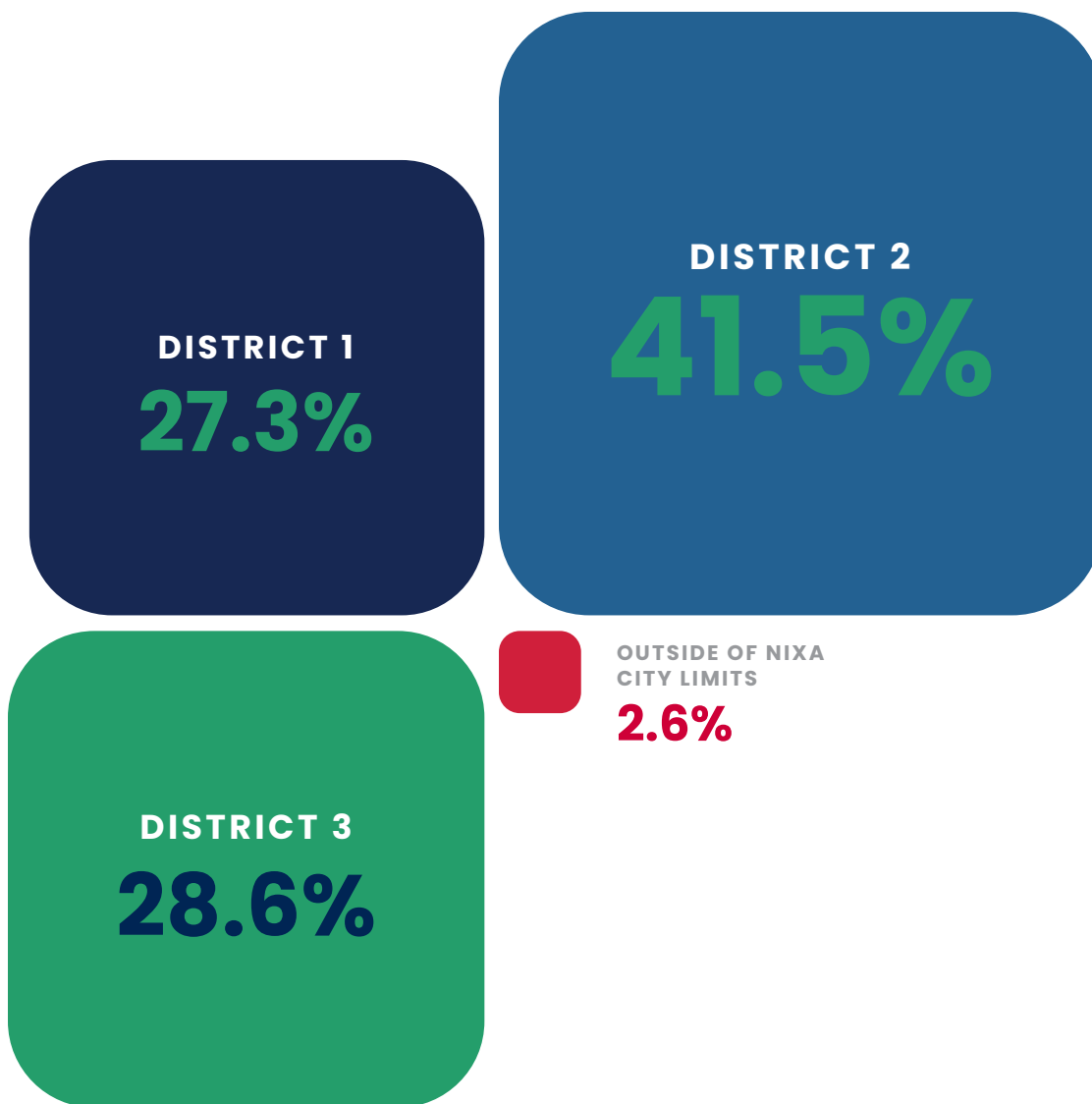
How long have you lived in Nixa?



OVERALL

The percentage of respondents who have lived in the city limits the longest at five years or fewer total 29% while those who have lived here for *six to 10 years* showed a percentage of 24.8%. Those living here *11 to 20 years* scores at 23.9% and those living in Nixa City Limits for *more than 21 years* came to 17.1%.

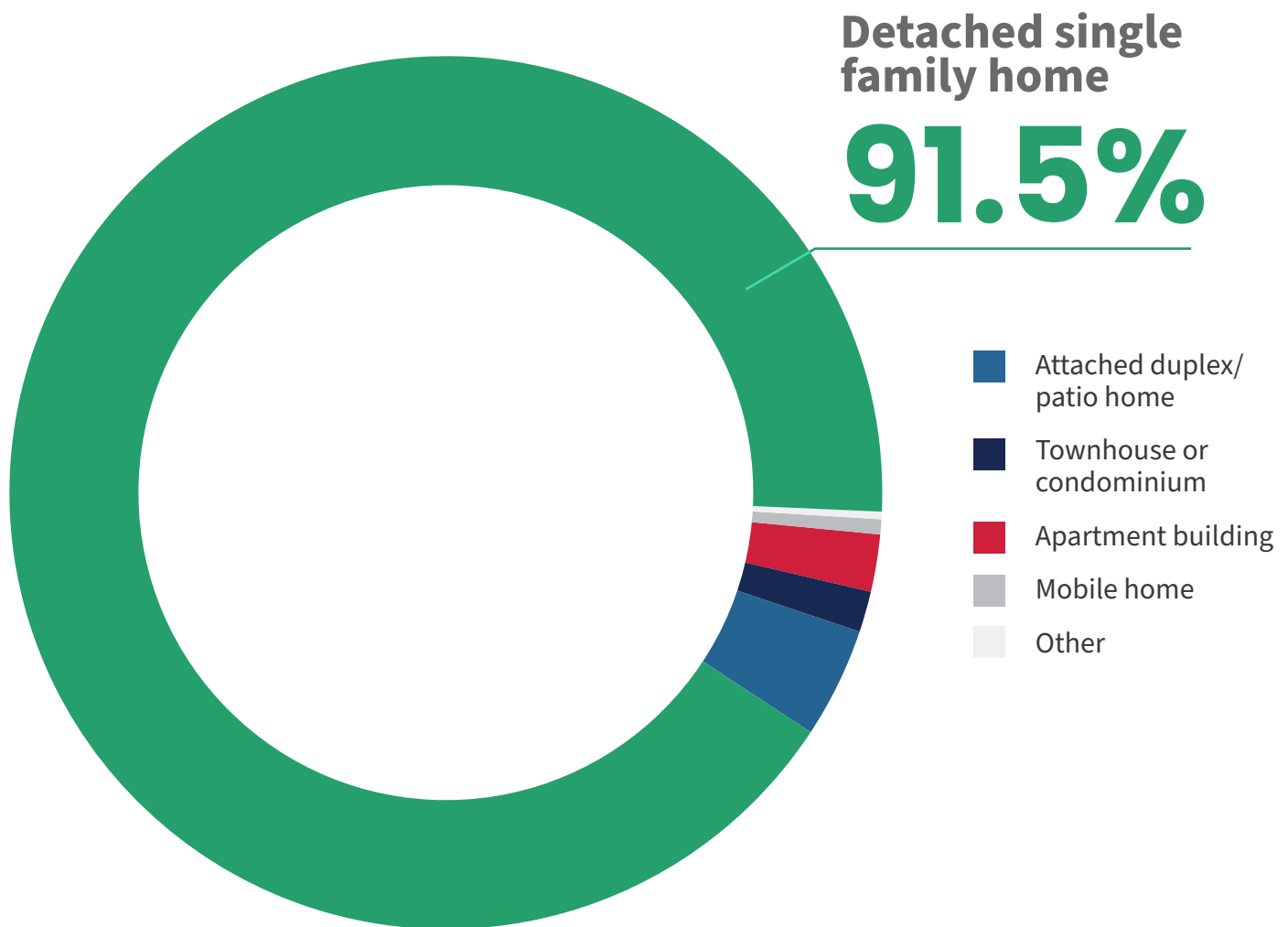
Which area of the city do you live in? (See area map)



OVERALL

The mix of respondents stated that 41.5% *live in District 2*, and *District 3* at 28.5% and those *living in District 1* at 27.3% is almost split, and a small percentage of 2.5% *live outside of Nixa City Limits*.

What type of home do you currently reside in?

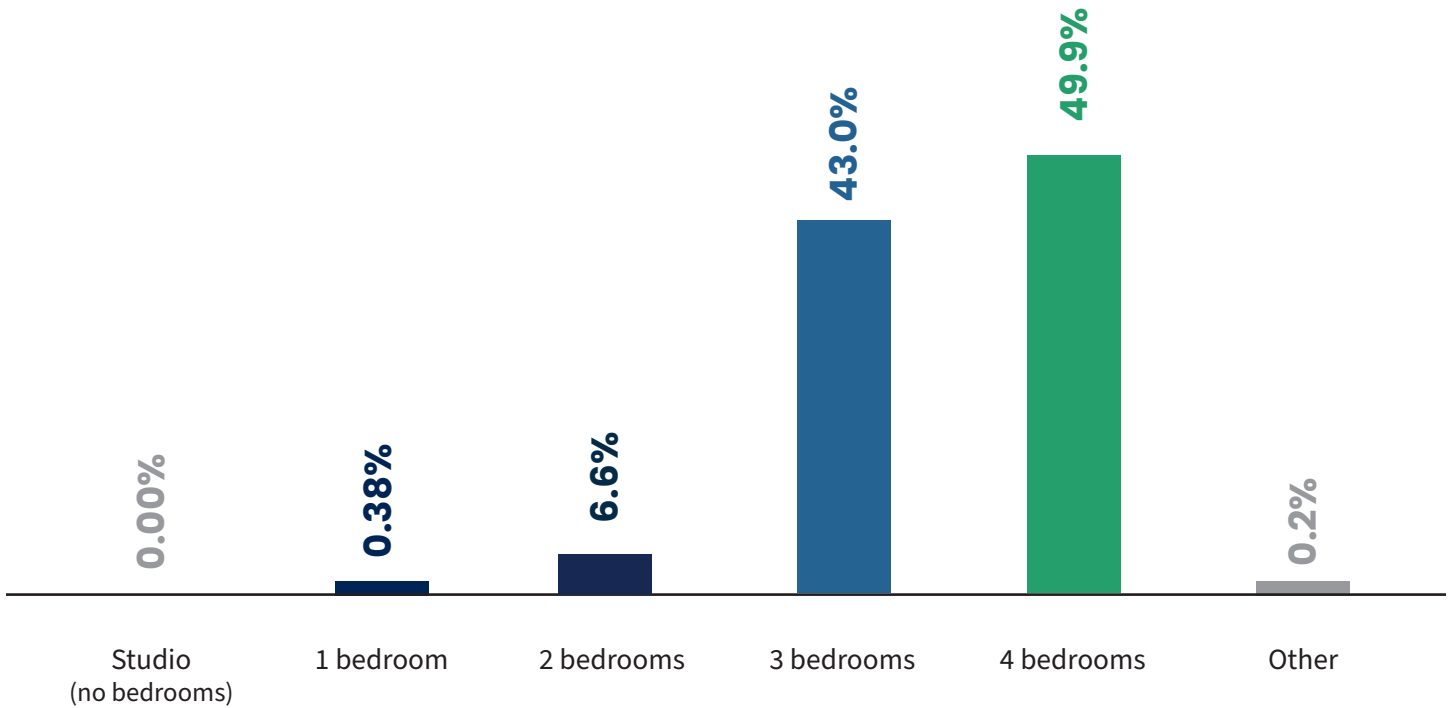


OVERALL

An overwhelming majority of 91.4% reside in a *detached single-family home* and a very small percentage of those surveyed at 4% live in an *attached duplex or patio home*. Only 2.1% live in an *apartment* and all other categories were minimal.

Q6

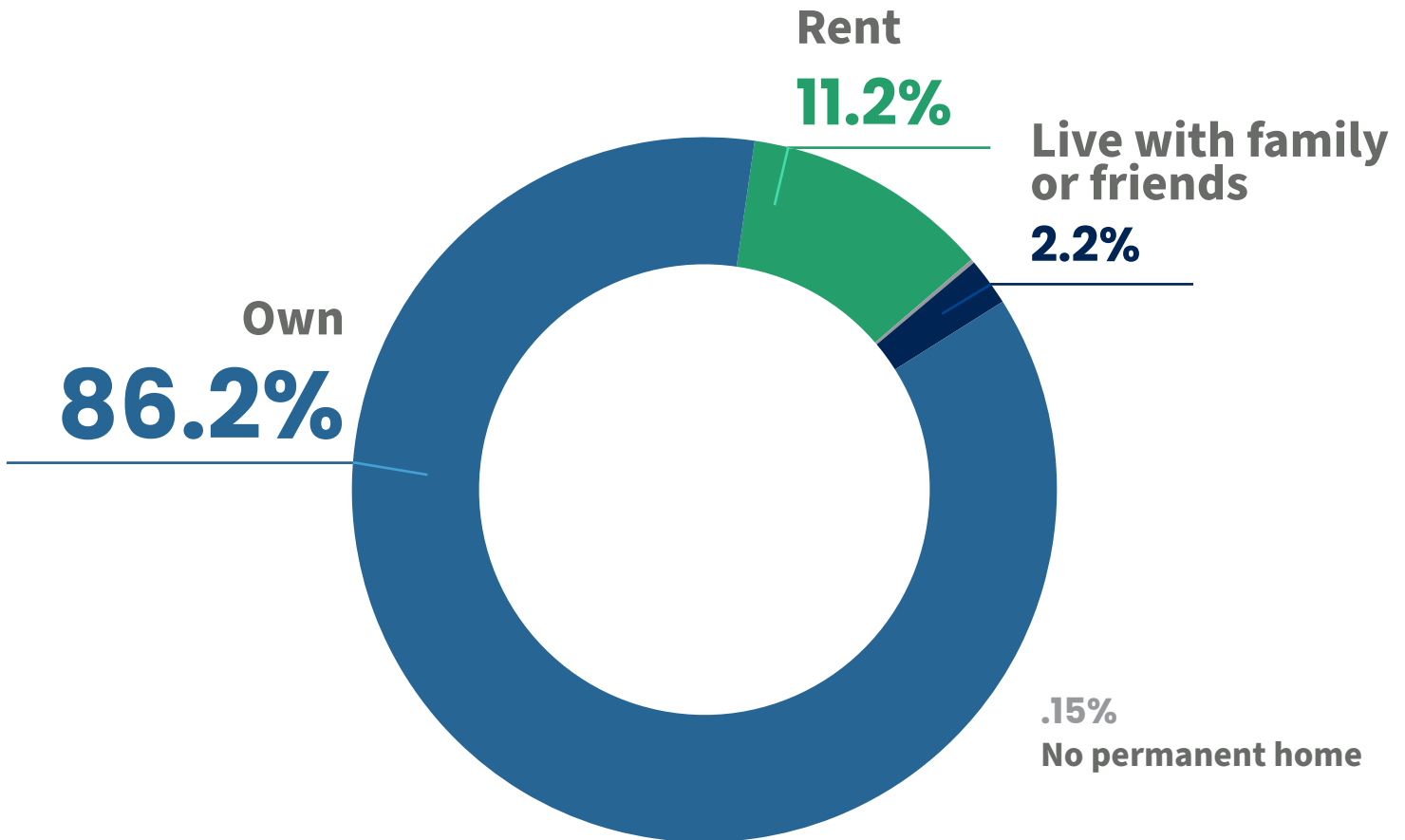
How many bedrooms does your current home have?



OVERALL

Of the respondents who own a detached single-family residence, 49.8% state they have a **4+ bedroom home** while a close 42.9% reside in a **3-bedroom house**. **2-bedroom residences** are only at 6.6% while others are minimal.

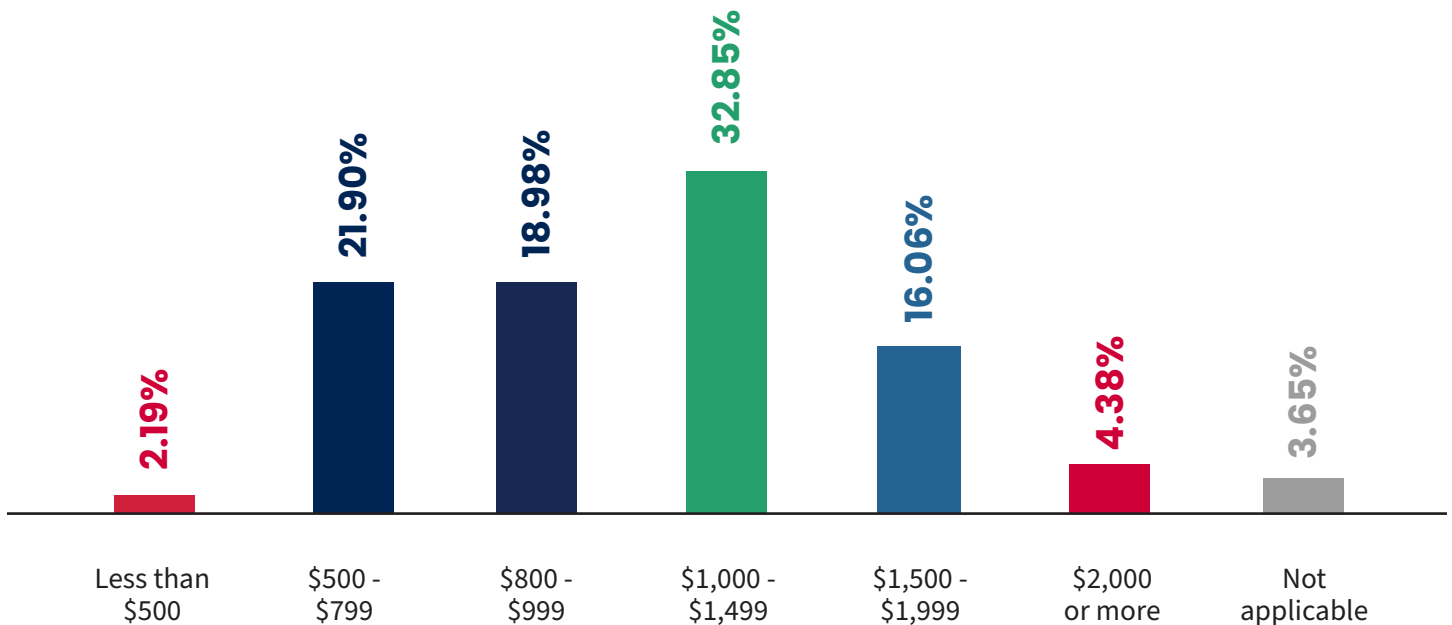
Do you currently rent or own your own home in Nixa?



OVERALL

Of those residing in Nixa a large majority of 86.2% *own their own home* and only 11.4% are *renting*.

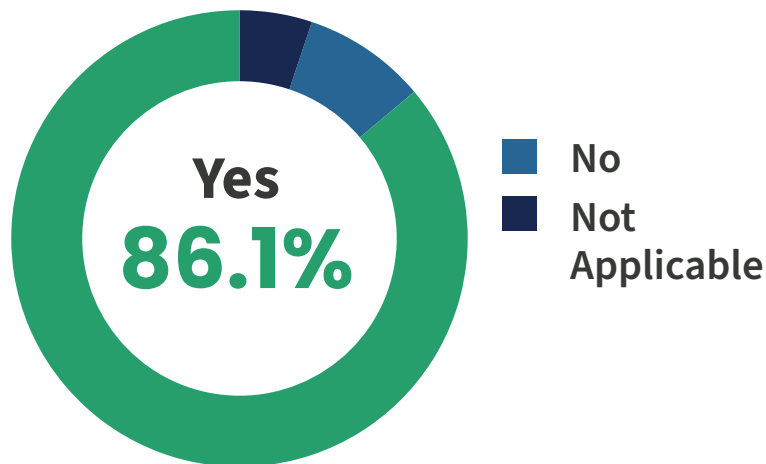
If you currently rent a home, what is your monthly rent?



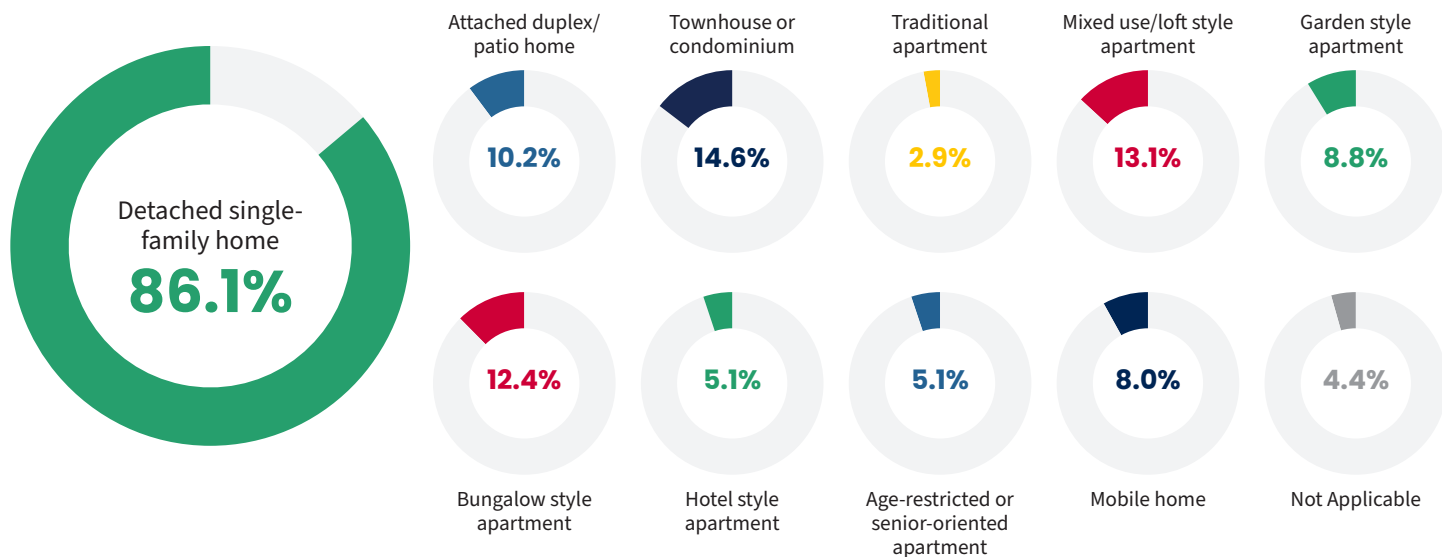
OVERALL

At 32.8% those who rent in the **\$1,000 to \$1,499** range clearly take the lead with 21.9% coming in at **\$500 to \$799** and then **\$800 to \$999** and **\$1,500 to \$1,999** at 18.9% and 16% consecutively. A very small percentage of 4.3% are renting at **\$2,000** and more. Under **\$500** is negligible at 2.1%.

If you currently rent housing in Nixa, would you consider buying a home in Nixa if adequate housing were available?



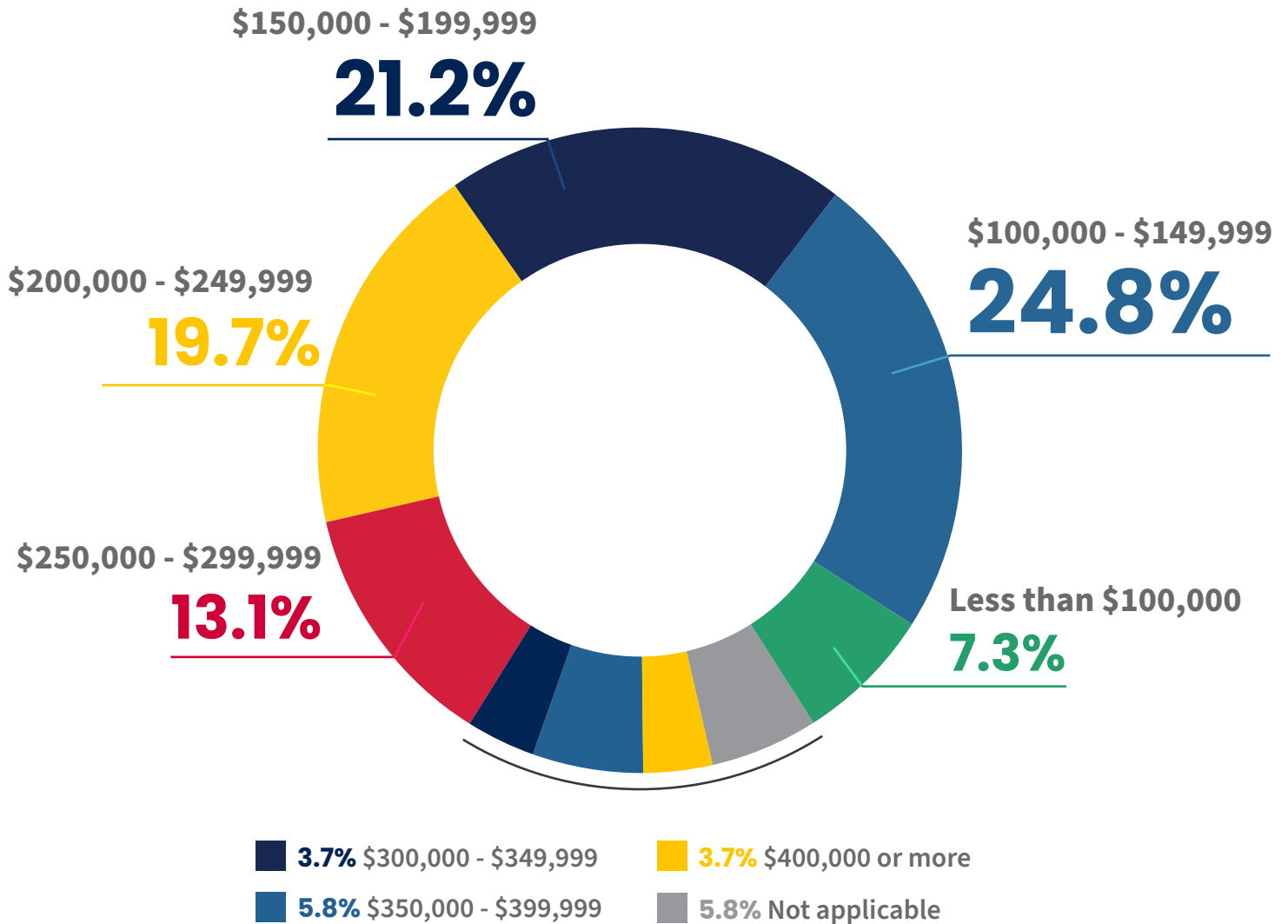
If you currently rent housing in Nixa, and would consider buying a home if adequate housing were available, what types of housing would you consider purchasing? (see all that apply)



OVERALL

Of those who are renting in Nixa an overwhelming majority of 86% stated they *would consider buying a home* if adequate housing were available. Only 8.7% state *they would not*. 86.1% would prefer a *detached single-family home* and then it drops considerably to respondents saying 14.6% would be interested in *townhomes or condominiums* and 13% interested in *mixed use/loft style apartments*. *Bungalow style apartments with single-story detached homes within a community owned and managed by a single property owner* came in at 12.4%. *Garden style apartments and mobile homes* both came in around 8%.

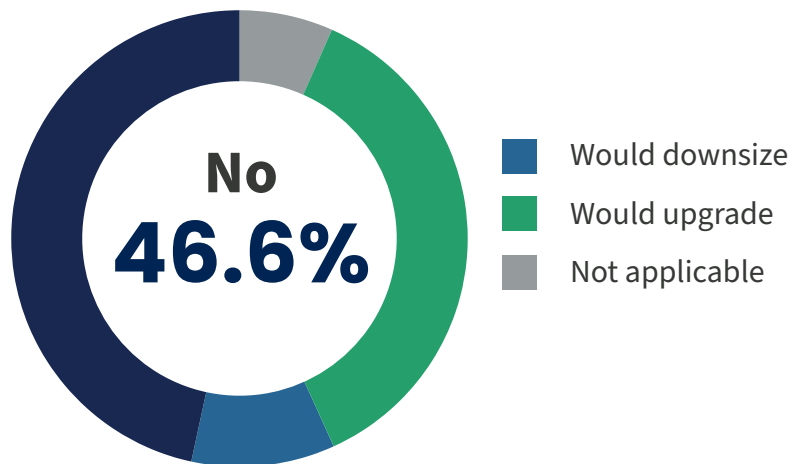
If you currently rent housing in Nixa and would consider buying a home if adequate housing were available, what price range would you prefer?



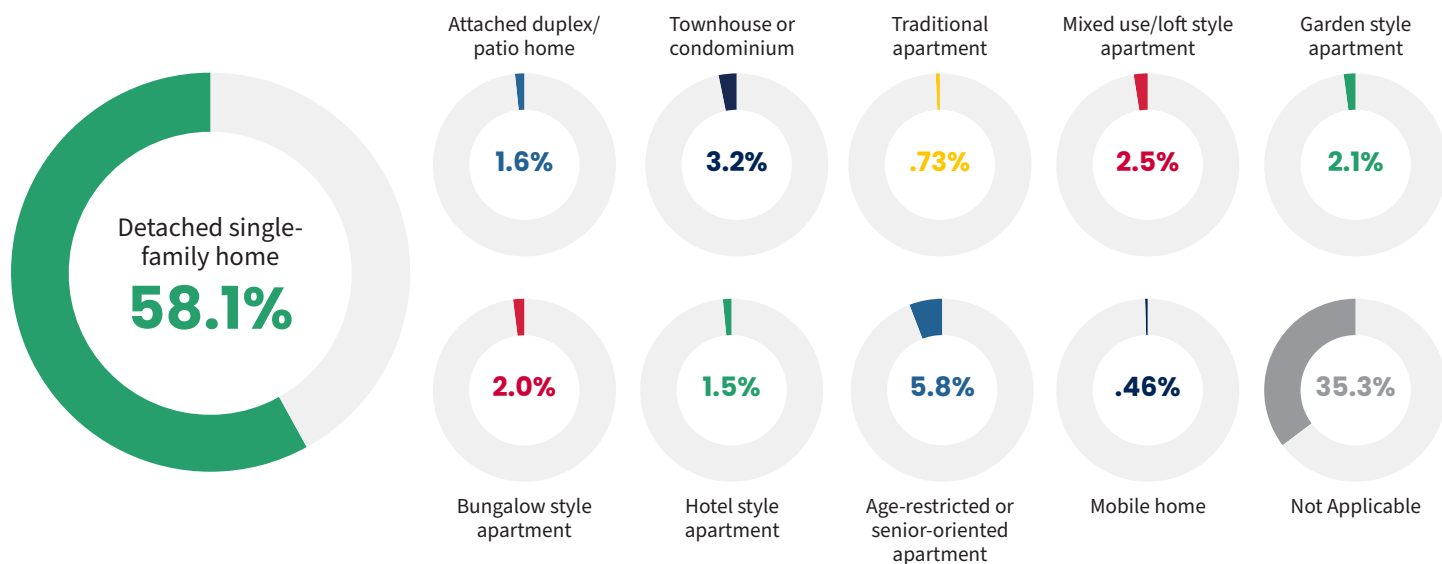
OVERALL

In relation to price, the top three categories came in very close together. 24.8% would consider buying a home if it was in the \$100,000 to \$149,999 price range, 21.1% would consider buying if at the \$150,000 to \$199,999 range and 19.7% at the \$200,000 to \$299,999 range. It drops down to 8% for those willing to consider a \$250,000 to \$299,999 home and then 7.3% would consider a much lower priced home at less than \$100,000. Only 5.8% would consider a \$350,000 to \$399,999 home and down to 3.6% for a \$400,000 priced home.

If you currently own a home in Nixa, would you consider downsizing or upgrading if adequate housing were available?



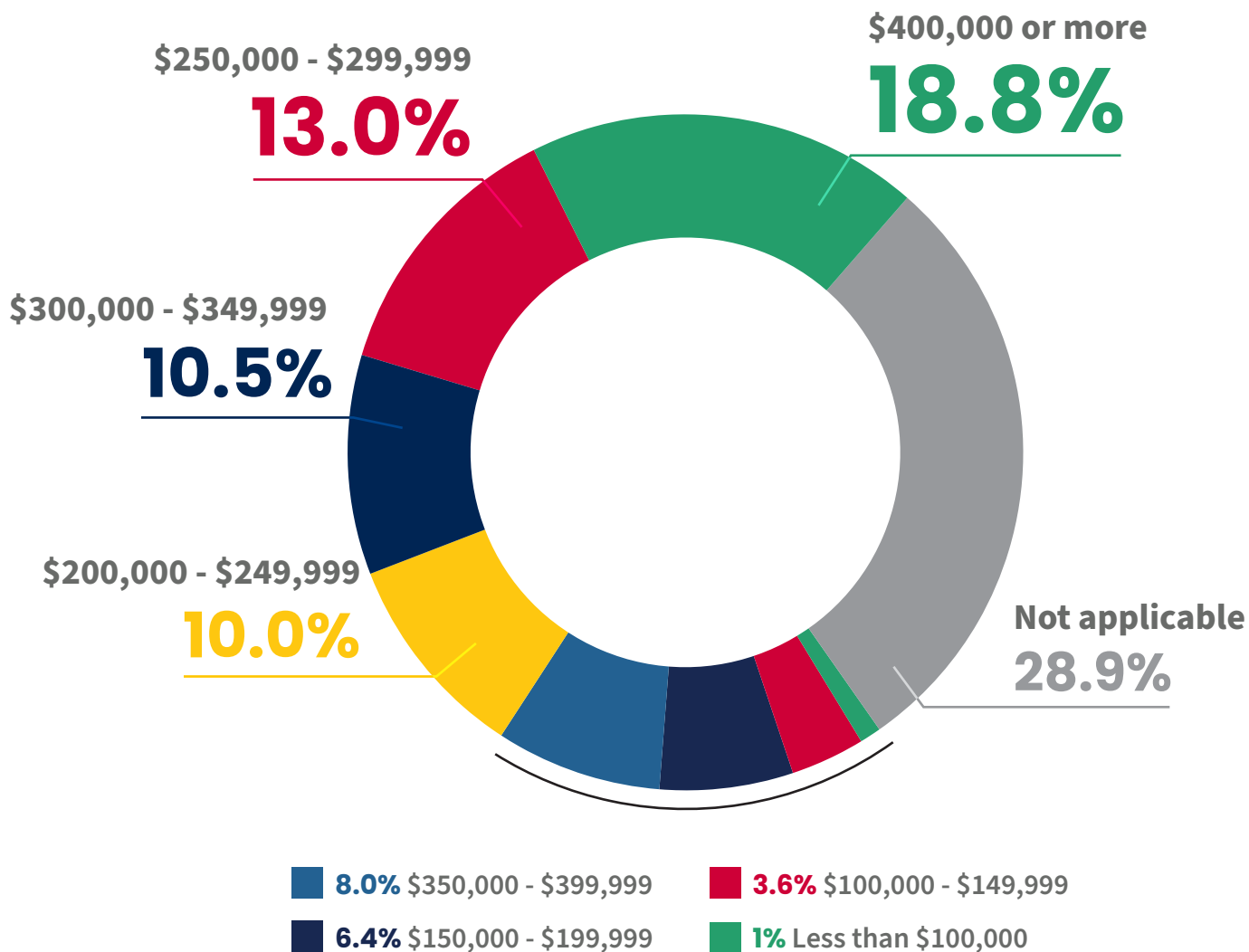
If you would consider downsizing or upgrading your current home in Nixa, what type of housing would you select? (Select all that would apply)



OVERALL

Of those who responded, 46.5% stated they *would not upgrade or downsize* and 36.5% stated they *would consider it*. A small percentage of 10% *would downsize*. Of the 36.5% who would consider it, 58% would *downsize or upgrade to a detached single-family home* and 35.3% stated this question was not applicable. 5.8% of respondents would move to an *age-restricted or senior-oriented apartment* and 3.2% would move to a *townhome or condominium*. In terms of price range, 28.8% stated this question was not applicable, while 18.8% are open to a price of *\$400,000 or more* and 12.9% would consider a range of *\$250,000 to \$299,999*. 10.5% are open to a range of *\$300,000 to \$349,000*. 9.9% stated they would consider a range of *\$200,000 to \$249,000*.

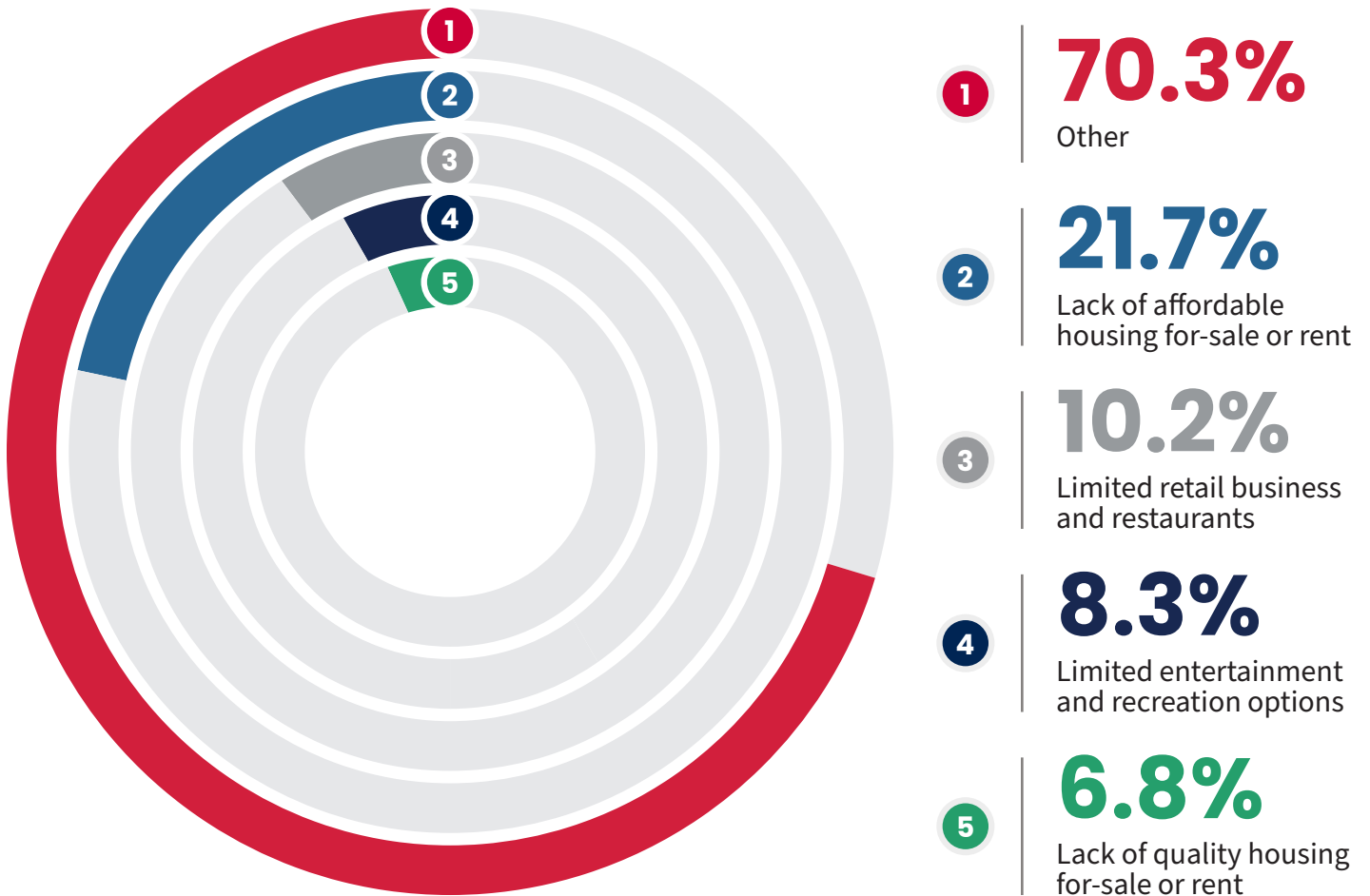
If you would consider downsizing or upgrading your current home in Nixa, which price range would you consider purchasing in?



OVERALL

In terms of price range, 28.8% stated this question was not applicable, while 18.8% are open to a price of \$400,000 or more and 12.9% would consider a range of \$250,000 to \$299,999. 10.5% are open to a range of \$300,000 to \$349,000. 9.9% stated they would consider a range of \$200,000 to \$249,000.

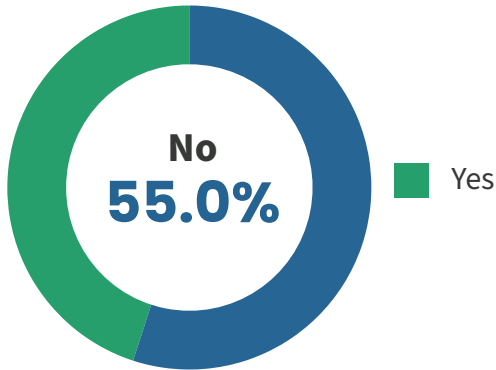
What are the principal reasons why you do not currently live in Nixa? (Select all that apply)



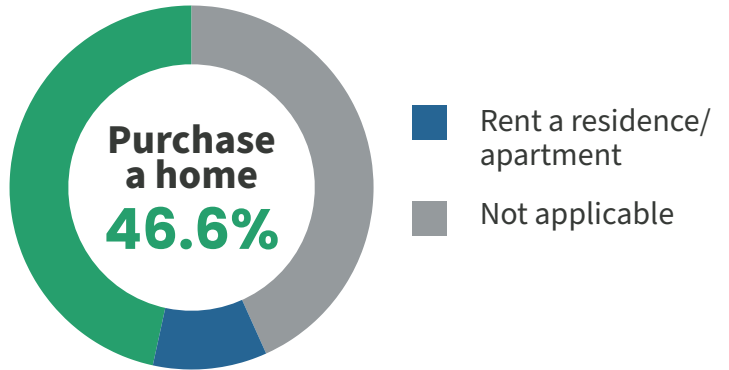
OVERALL

21.6% of respondents stated a *lack of affordable housing for-sale or rent* was the reason they do not currently live in Nixa. Another 10% said there were *limited retail business and restaurant options* and 8% stated there were *limited entertainment and recreation options*. 6.8% saw a *lack of quality housing for-sale or rent*. A large majority of 70% had *other reasons* they did not live in Nixa. Of those respondents a number who commented mentioned they prefer to live just outside Nixa City Limits for quieter more rural environment with more land and bigger lot size. Some stated they prefer the Ozarks, and some stated they live outside of the city limits due to better choice of homes, quality and affordability. A few people mentioned that city ordinances and property taxes were a concern for living in the city.

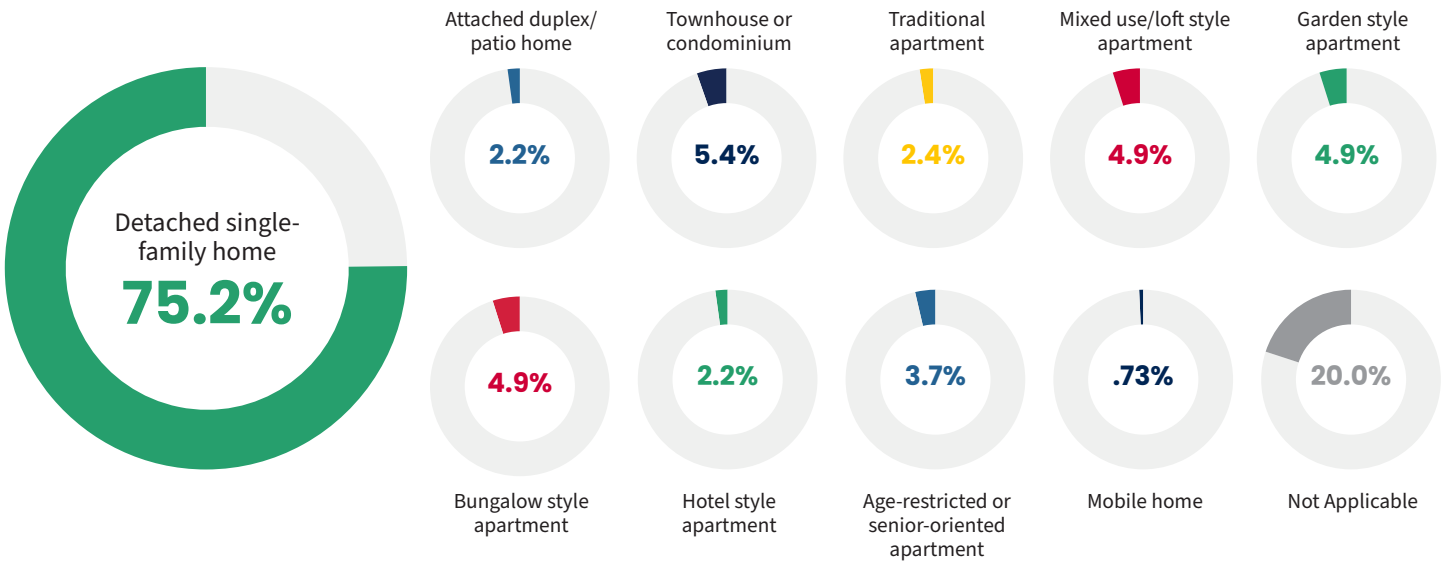
Would you consider living in Nixa if more quality, affordable housing was available?



If you would consider living in Nixa, would you prefer to:



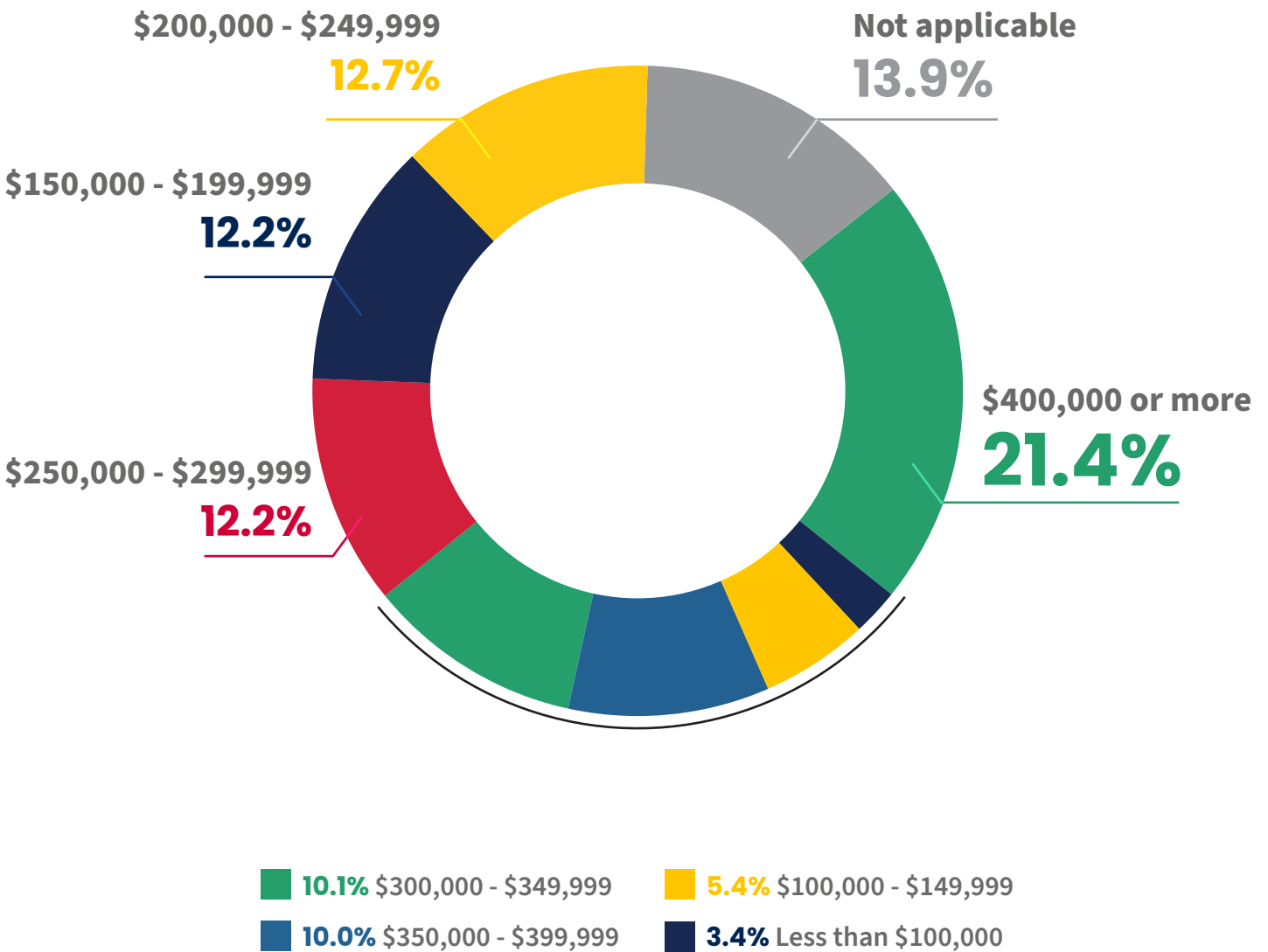
If you would consider purchasing a home in Nixa, what type of housing would you select? (Select all that apply)



OVERALL

54.9% stated they *would not be interested to live in Nixa even if more quality, affordable housing was available* and 45% of respondents said they *would consider it*. Of those respondents who said they would consider it 73.8% responded *they would purchase a home*, and only 3% said *they would rent*. 23% were N/A. Of those respondents who would consider purchasing a home in Nixa 75% of stated they would prefer a *detached single-family home*. There was a much smaller percentage between 3% and 5% that would consider purchasing *townhomes or condominiums, mixed use/loft style apartments, garden style apartments, or age restricted or senior-oriented apartments*.

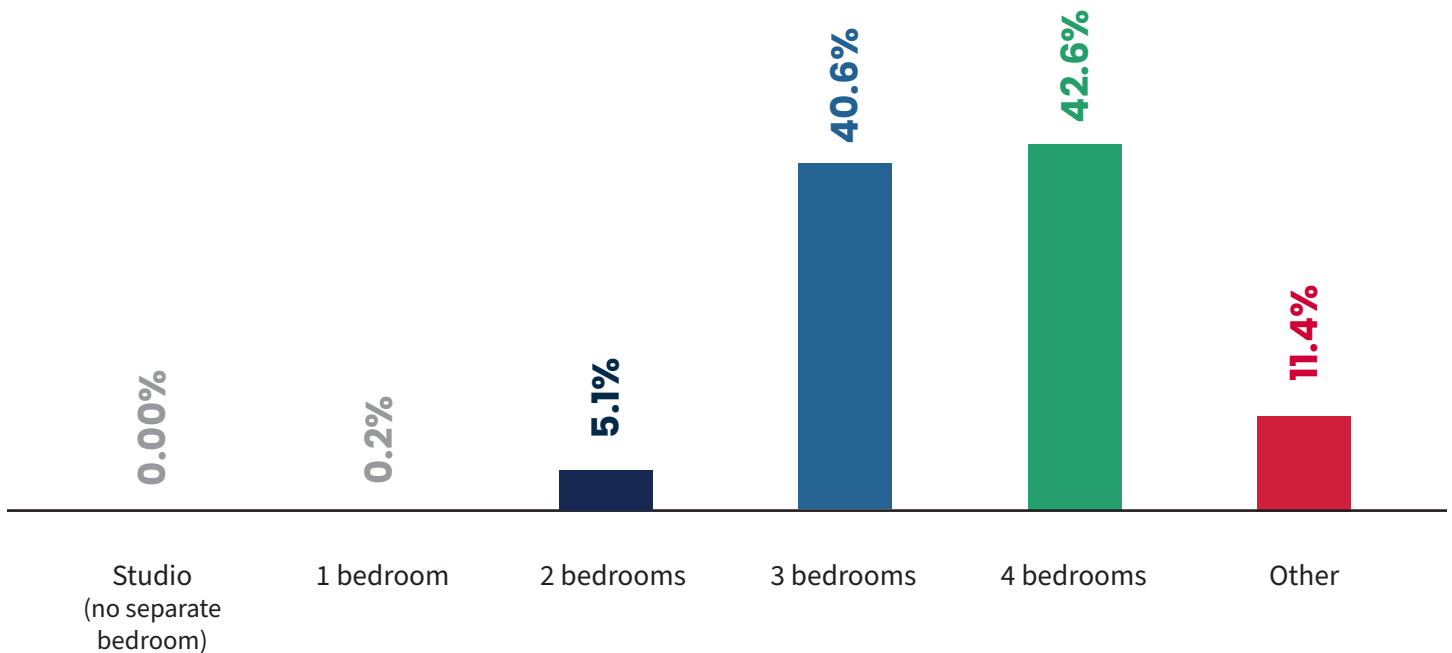
If you would consider purchasing a home in Nixa, what price range would you most likely consider purchasing in?



OVERALL

21% of respondents who would consider purchasing a home in Nixa would be interested in a home that is *\$400,000 or more*, and 12.5% would consider a home in the *\$200,000 to \$249,000* or *\$150,000 to \$199,999* range. A slightly smaller percentage at 11% would consider a home in the *\$250,000 to \$299,999* range and 9.9% would consider a home in the range of *\$350,000 to \$399,999*.

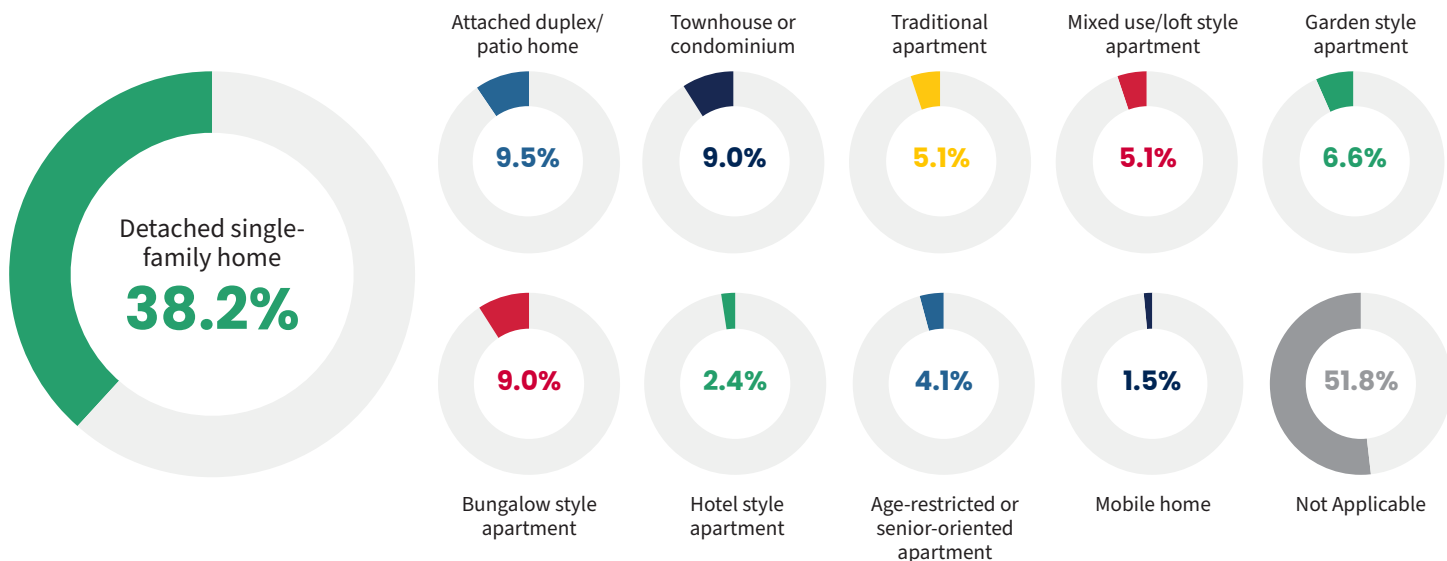
If you would consider purchasing a home in Nixa, what size of home would you prefer to purchase?



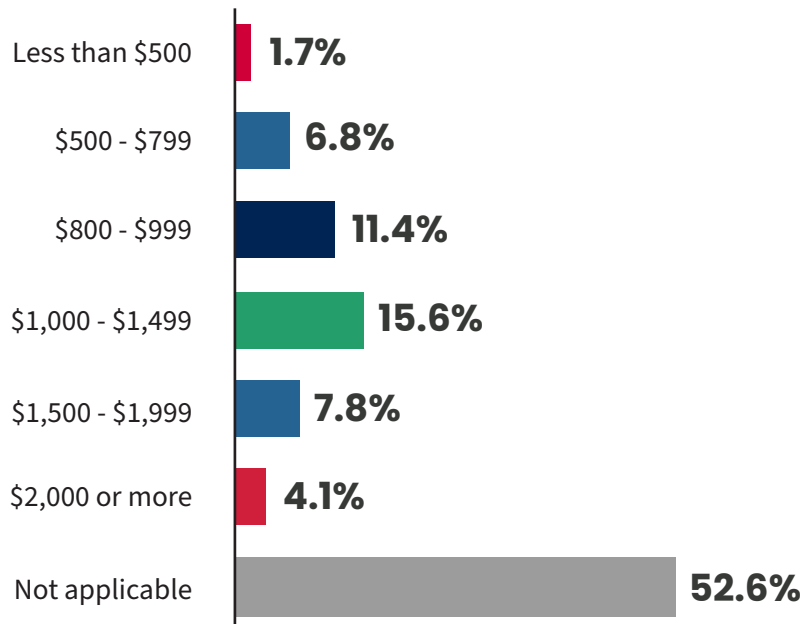
OVERALL

There was a split in respondent answers in terms of size of home they would purchase. 42.5% stated they would prefer a home with **4+ bedrooms** and 40.6% preferred a home with **3 bedrooms**. There was a major drop in interest at 5% for a **2-bedroom home** and other options were negligible.

If you would consider renting a home in Nixa, what type of housing would you select? (Select all that apply)



If you would consider renting a home in Nixa, what monthly rent would you consider?



OVERALL

Of those that responded, 38% chose *detached single-family home*. There was a significant drop in interest for *Bungalow style apartments*, *townhouse or condominium* and *attached duplex/patio* all at 9%. Only 5% would consider renting a *traditional apartment* or *mixed use/loft style apartment*.

52% stated this question was *not applicable*. Of those who responded in relation to rental price, 16% stated they would consider a rent between *\$1,000 and \$1,499* and 11% came in at *\$800 to \$999*. 8% would consider *\$1,500 to \$1,999*. Again 52% stated it was *not applicable*.

On a typical WEEKDAY, do you generally...

Reside in/travel to Nixa

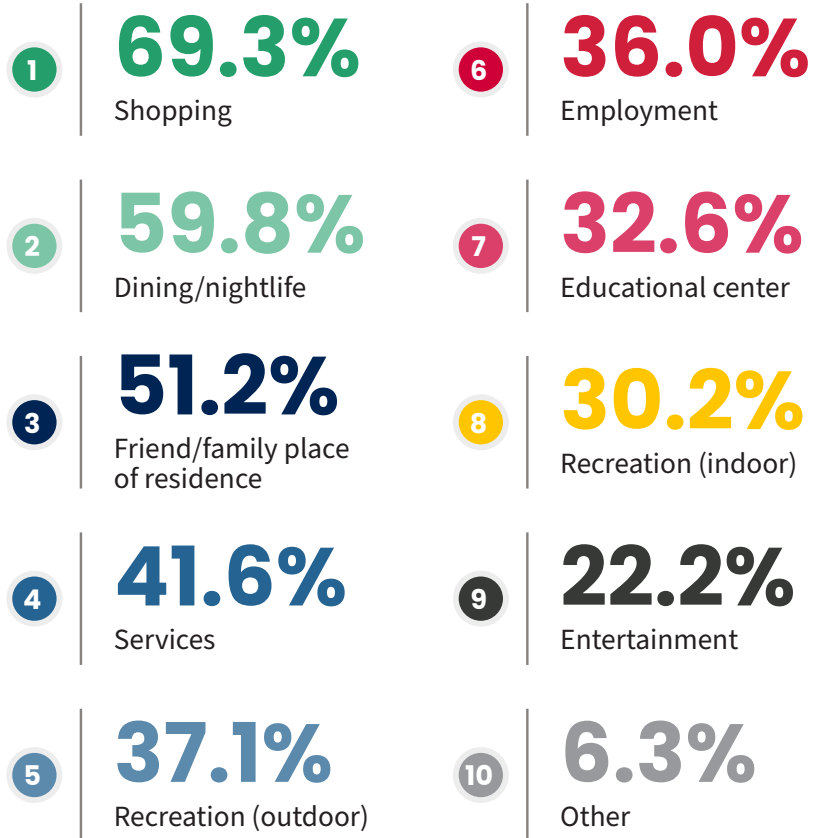
81.4%

18.6%

Remain outside of Nixa



Which type of destination are you most likely to visit within Nixa? (Select all that apply)

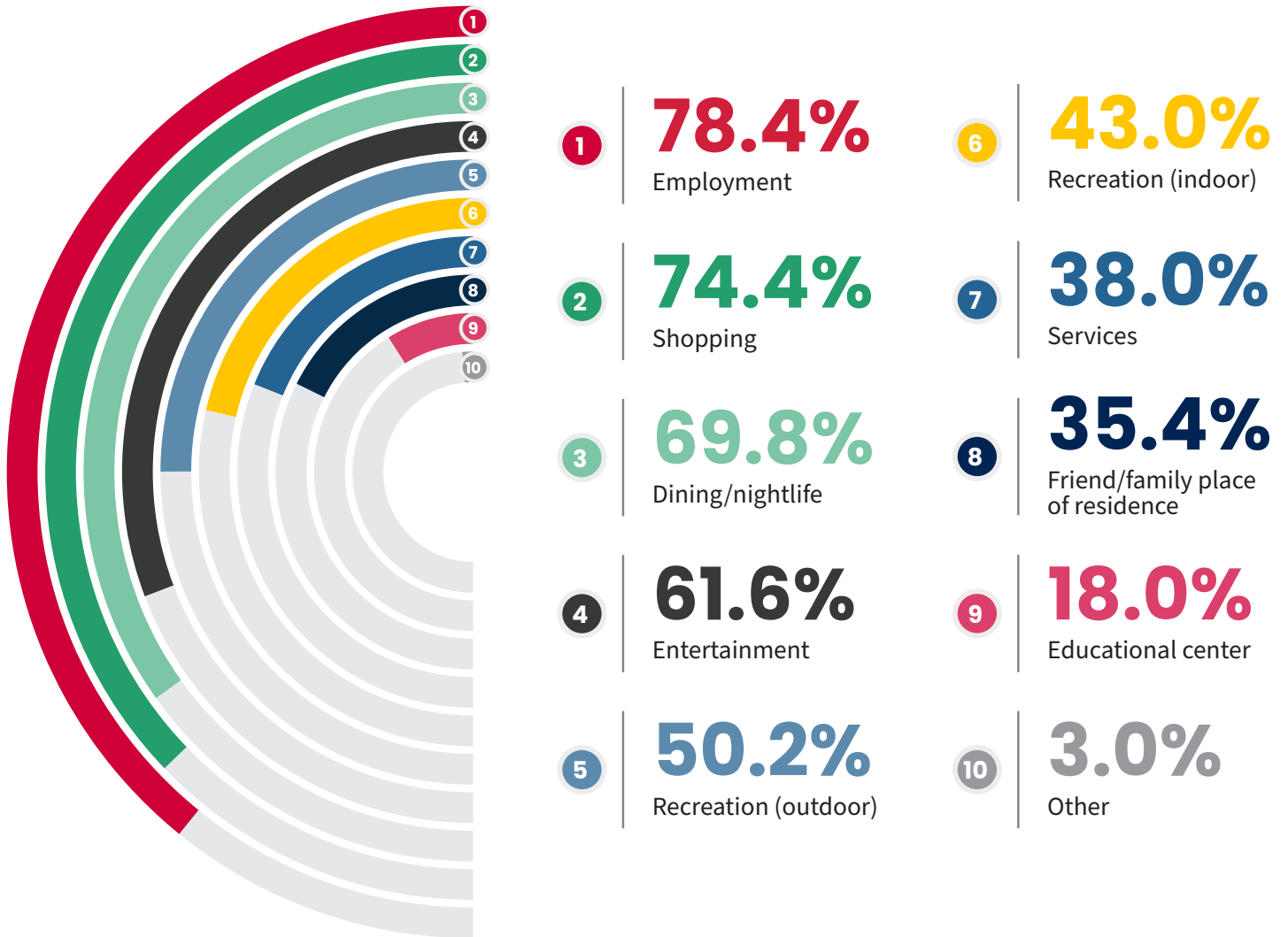


OVERALL

A majority of 81% stated they *reside in/travel in Nixa* and only 18.6% *remain outside of Nixa*.

Other high scoring categories were 69% for *shopping* and 60% for *dining/nightlife*. 51% are *visiting friends/family at their residence* and 42% are traveling to *services*. And those traveling to *employment* came in at 36%. Those traveling for *outdoor recreation*, *indoor recreation*, and *educational centers* were almost even at 37%, 30% and 33%.

On a typical WEEKDAY, which types of destinations are you most likely to visit in other communities? (Select all that apply)



OVERALL

Scoring high on this list was *employment* at 78% as being the most frequented destination with *shopping* coming in second at 74%. Another high score was 70% for *dining/nightlife* and *entertainment* at 62%. *Recreation (outdoor)* came in at 50% and *recreation (indoor)* at 43%. Those traveling to *services* came in at 38%.

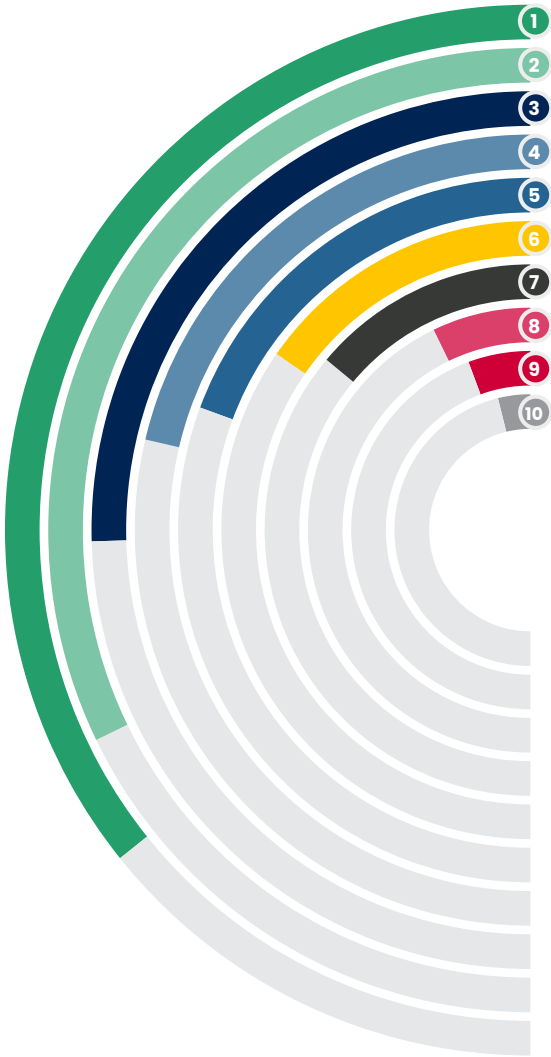
On a typical WEEKEND, do you generally...

Reside in/travel to Nixa

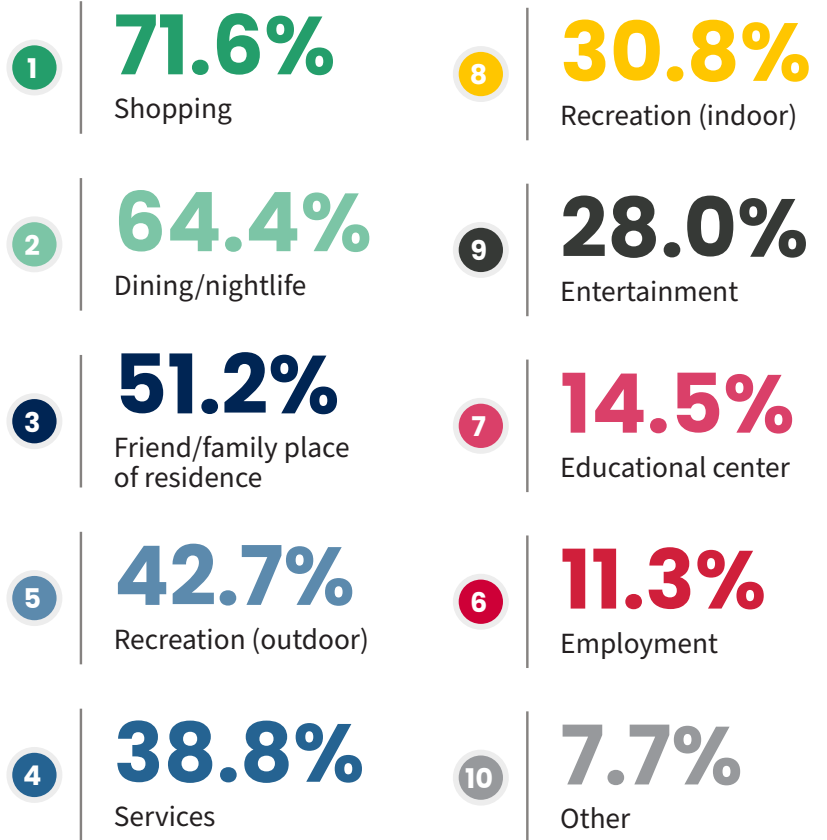
69.8%

30.2%

Remain outside of Nixa



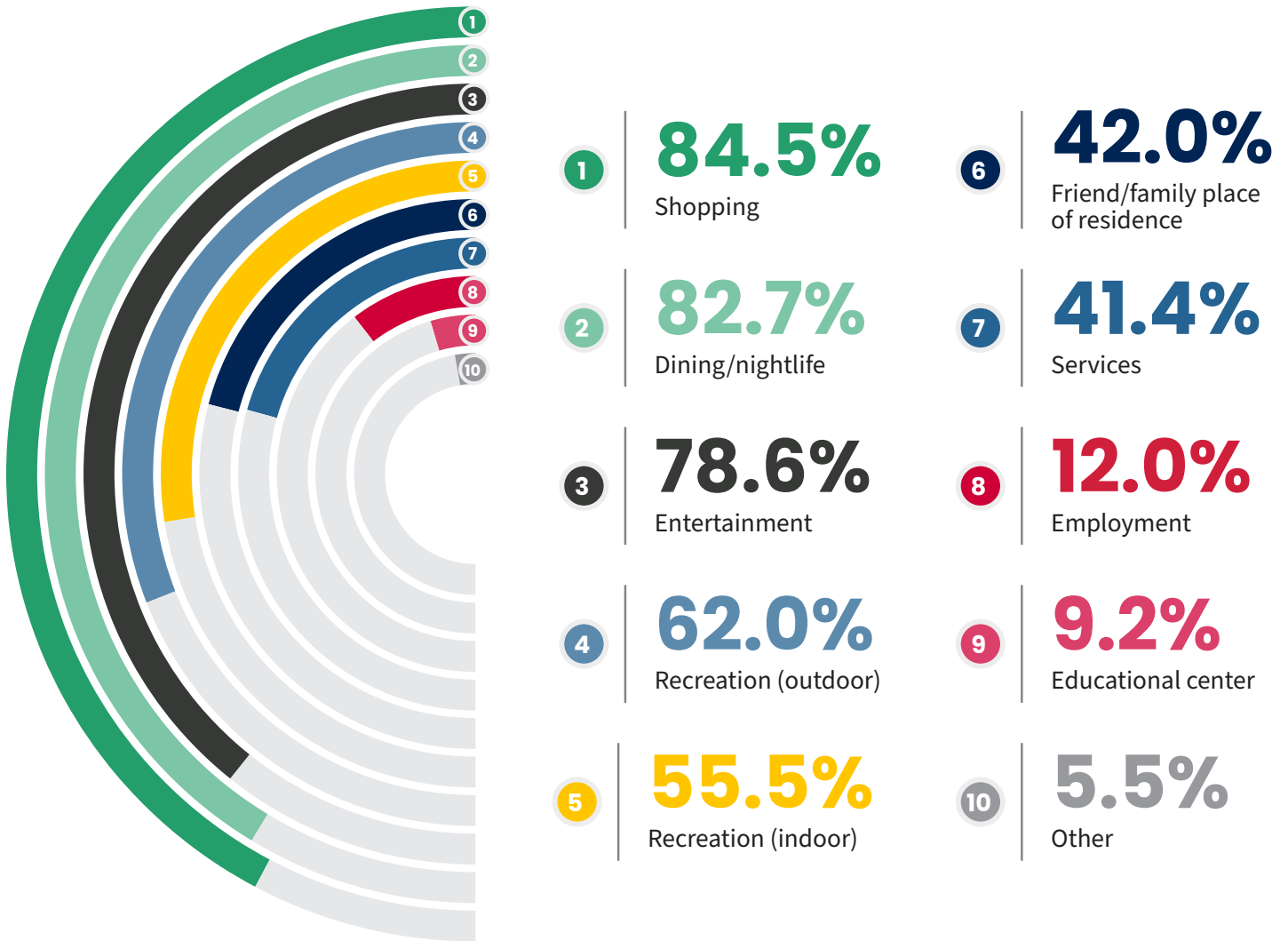
Which type of destination are you most likely to visit within Nixa? (Select all that apply)



OVERALL

A large number of respondents *reside in/travel to Nixa* (70%) and 30% *remain outside of Nixa*. Weekend *shopping* (71%) and *dining/nightlife* (64%) came in strongest while *visiting family/friends* (60%) ran a close second with *services* at 39%. *Recreation outdoor* and *recreation indoor* (31%) and *entertainment* (28%) also are destinations on the weekend.

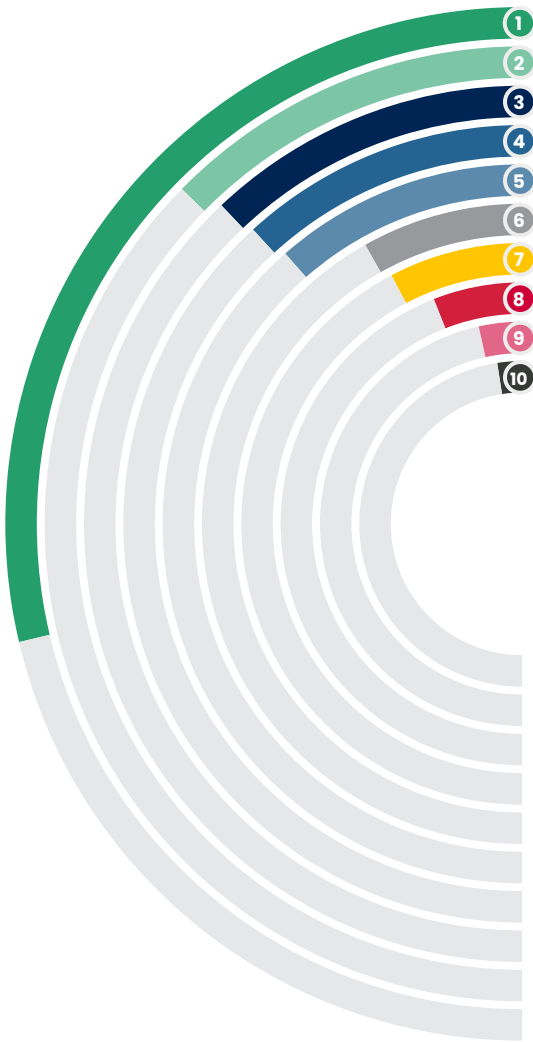
On a typical WEEKEND, which types of destinations are you most likely to visit in other communities? (Select all that apply)



OVERALL

Shopping (84%), *dining/nightlife* (83%) and *entertainment* (78%) were the highest scoring in this category, with *recreation outdoor* (62%) and *recreation indoor* (56%) scoring next highest. *Friends/family residence* (42%) and *services* (41%) are also important destinations.

What do you value most about Nixa? In other words, what is the City of Nixa currently doing well? (Select up to 3 responses)



1

57.4%

Culture

Nixa has a culture of family-friendliness, recreation and its hometown feel.

2

25.3%

Future growth

Nixa has the resources to support a growing town through reliable water and power, diversity of residential and commercial buildings, ability to protect open space, and being prepared for storm events.

3

24.2%

Outdoor recreation/environment

Nixa does a decent job protecting, maintaining and expanding its parks, green space, trails and athletic facilities.

4

23.7%

Housing options

Nixa has a diverse array of housing options, including type, size, cost and amenities.

6

23.0%

Design & appearance

Nixa provides a positive first impression and continues to support aesthetic improvements and new developments

7

15.5%

Economic development

Nixa is an attractive place for business to relocate and thrive. It is a business-friendly environment.

8

12.0%

Leveraging technology

Nixa provides user-friendly services and infrastructure (i.e., internet, cellular, online services, etc.)

9

7.0%

Entertainment & nightlife

Nixa hosts fun and engaging activities for all ages and encourages businesses that support nighttime activities (e.g., restaurants, bars, etc.)

10

5.0%

Destinations

Nixa has a variety of activities within certain areas of the town or along a particular corridor that incorporates shops, offices and other business types.

6

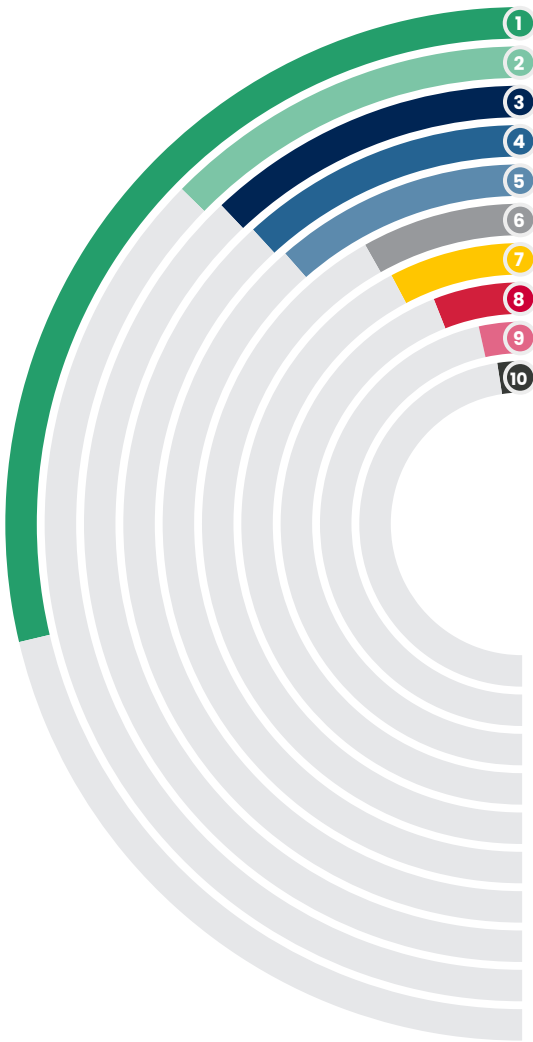
16.3%

Other

OVERALL

The *culture of family friendliness, recreation and hometown feel* topped the responses at 57% while *future growth* (25%), *housing options* (24%), *design and appearance* (23%) and *outdoor recreation* (24%) all scored similarly. Of those who responded in the other (16%) category a vast majority mentioned the *great schools and education system* and a few comments were related to lack of shopping and restaurants and need for better internet services.

What do you think could be improved in Nixa? In other words, what is the City of Nixa currently NOT doing well? (Select up to 3 responses)



1

57.4%

Culture

Nixa has a culture of family-friendliness, recreation and its hometown feel.

2

25.3%

Future growth

Nixa has the resources to support a growing town through reliable water and power, diversity of residential and commercial buildings, ability to protect open space, and being prepared for storm events.

3

24.2%

Outdoor recreation/environment

Nixa does a decent job protecting, maintaining and expanding its parks, green space, trails and athletic facilities.

4

23.7%

Housing options

Nixa has a diverse array of housing options, including type, size, cost and amenities.

6

23.0%

Design & appearance

Nixa provides a positive first impression and continues to support aesthetic improvements and new developments

7

15.5%

Economic development

Nixa is an attractive place for business to relocate and thrive. It is a business-friendly environment.

8

12.0%

Leveraging technology

Nixa provides user-friendly services and infrastructure (i.e., internet, cellular, online services, etc.)

9

7.0%

Entertainment & nightlife

Nixa hosts fun and engaging activities for all ages and encourages businesses that support nighttime activities (e.g., restaurants, bars, etc.)

10

5.0%

Destinations

Nixa has a variety of activities within certain areas of the town or along a particular corridor that incorporates shops, offices and other business types.

6

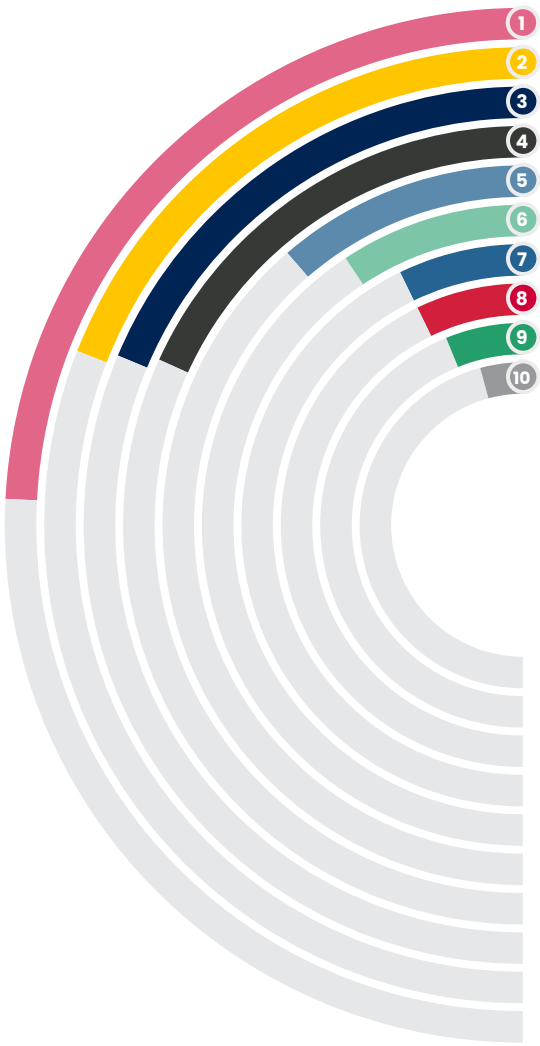
16.3%

Other

OVERALL

The *culture of family friendliness, recreation and hometown feel* topped the responses at 57% while *future growth* (25%), *housing options* (24%), *design and appearance* (23%) and *outdoor recreation* (24%) all scored similarly. Of those who responded in the other (16%) category a vast majority mentioned the *great schools and education system* and a few comments were related to lack of shopping and restaurants and need for better internet services.

What do you think could be improved in Nixa? In other words, what is the City of Nixa currently NOT doing well? (Select up to 3 responses)



48.5%

Entertainment & nightlife

Nixa hosts fun and engaging activities for all ages and encourages businesses that support nighttime activities (e.g., restaurants, bars, etc.)

22.8%

Design & appearance

Nixa provides a positive first impression and continues to support aesthetic improvements and new developments

18.7%

Future growth

Nixa has the resources to support a growing town through reliable water and power, diversity of residential and commercial buildings, ability to protect open space, and being prepared for storm events.

37.5%

Economic development

Nixa is an attractive place for business to relocate and thrive. It is a business-friendly environment.

15.4%

Housing options

Nixa has a diverse array of housing options, including type, size, cost and amenities.

38.2%

Outdoor recreation/environment

Nixa does a decent job protecting, maintaining and expanding its parks, green space, trails and athletic facilities.

14.5%

Leveraging technology

Nixa provides user-friendly services and infrastructure (i.e., internet, cellular, online services, etc.)

36.5%

Destinations

Nixa has a variety of activities within certain areas of the town or along a particular corridor that incorporates shops, offices and other business types.

12.5%

Culture

Nixa has a culture of family-friendliness, recreation and its hometown feel.

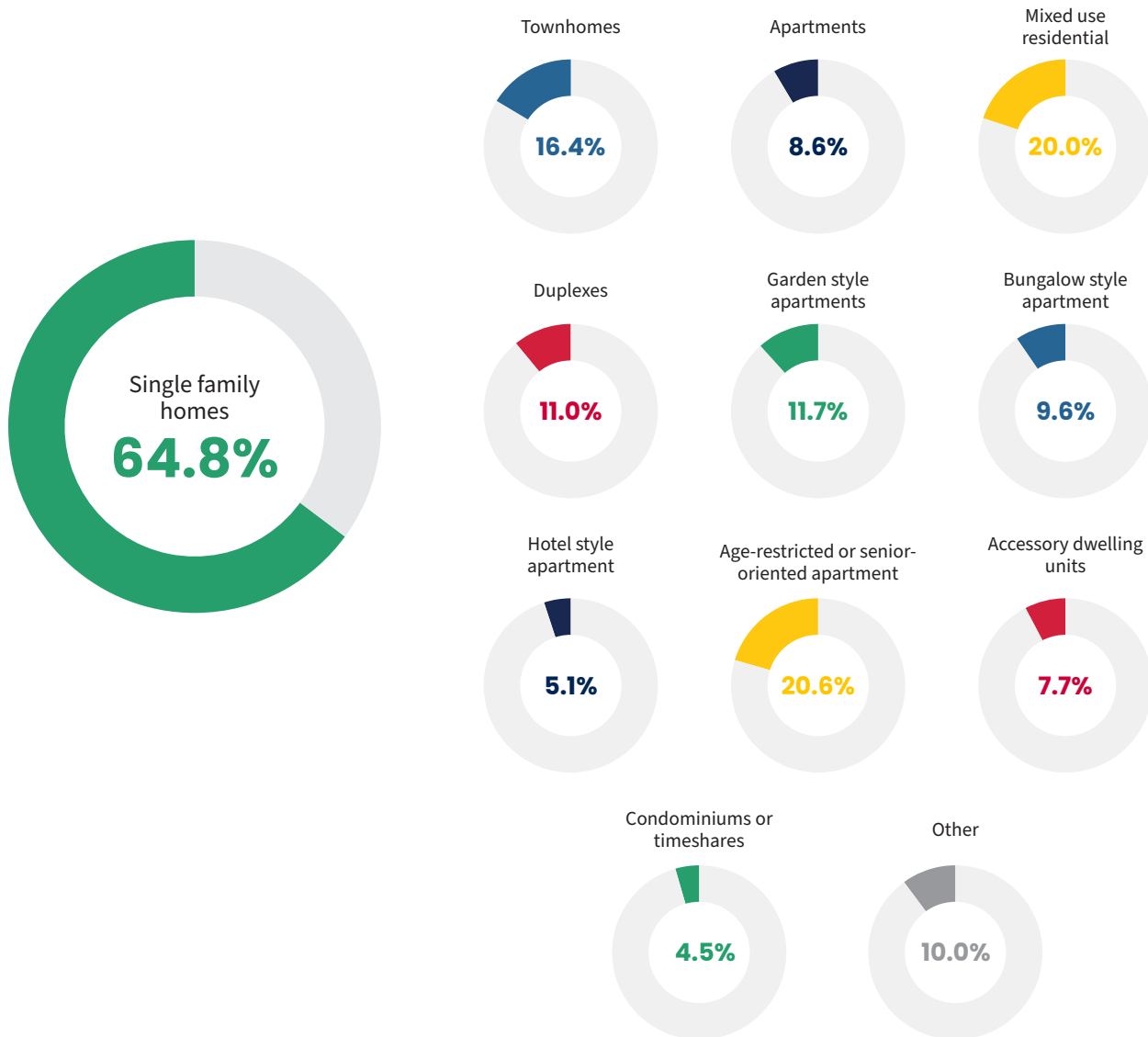
8.5%

Other

OVERALL

Almost 50% believe Nixa needs *better entertainment and nightlife* as well as *outdoor recreation* (38%), *economic development to attract businesses* (37%) and *destinations to add variety to activities* (36%). There was some interest to focus on *design and appearance to provide a better first impression* (23%), *future growth to support a growing town* (19%), *better housing options* (15%), and *leveraging technology* (14%).

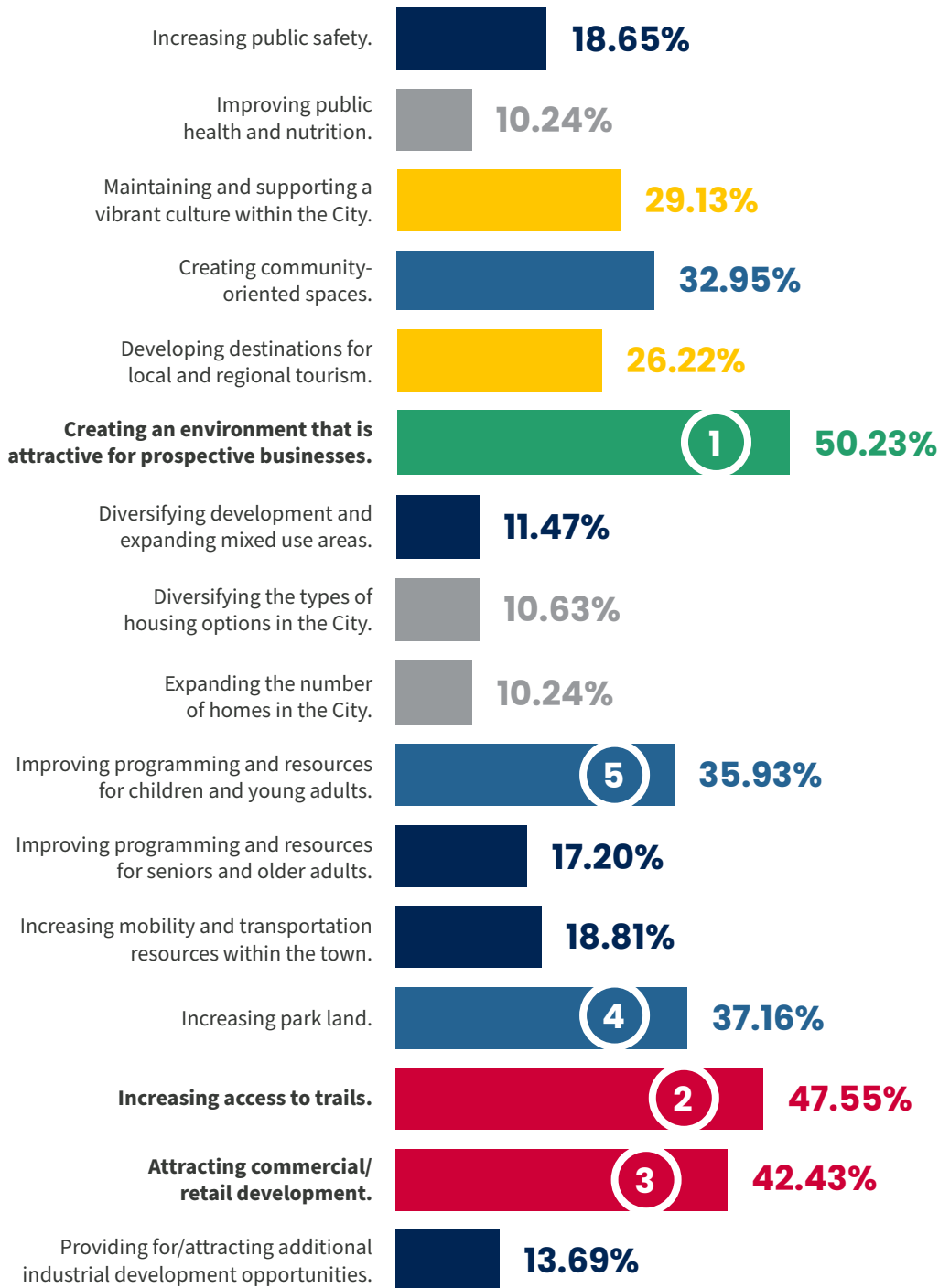
Which housing types are most needed and appropriate in Nixa? (Select up to 3 responses)



OVERALL

The highest scoring category was clearly *single-family homes* (65%). *Age-restricted or senior-oriented communities* (20%) and *mixed use residential* (20%) tied for secondary interest. *Townhomes* also were of interest at (16%) and *duplexes* and *garden style apartments* coming in at 11%. A number of respondents stated they would like to see no more housing developed in Nixa while a number felt quality affordable housing should be considered.

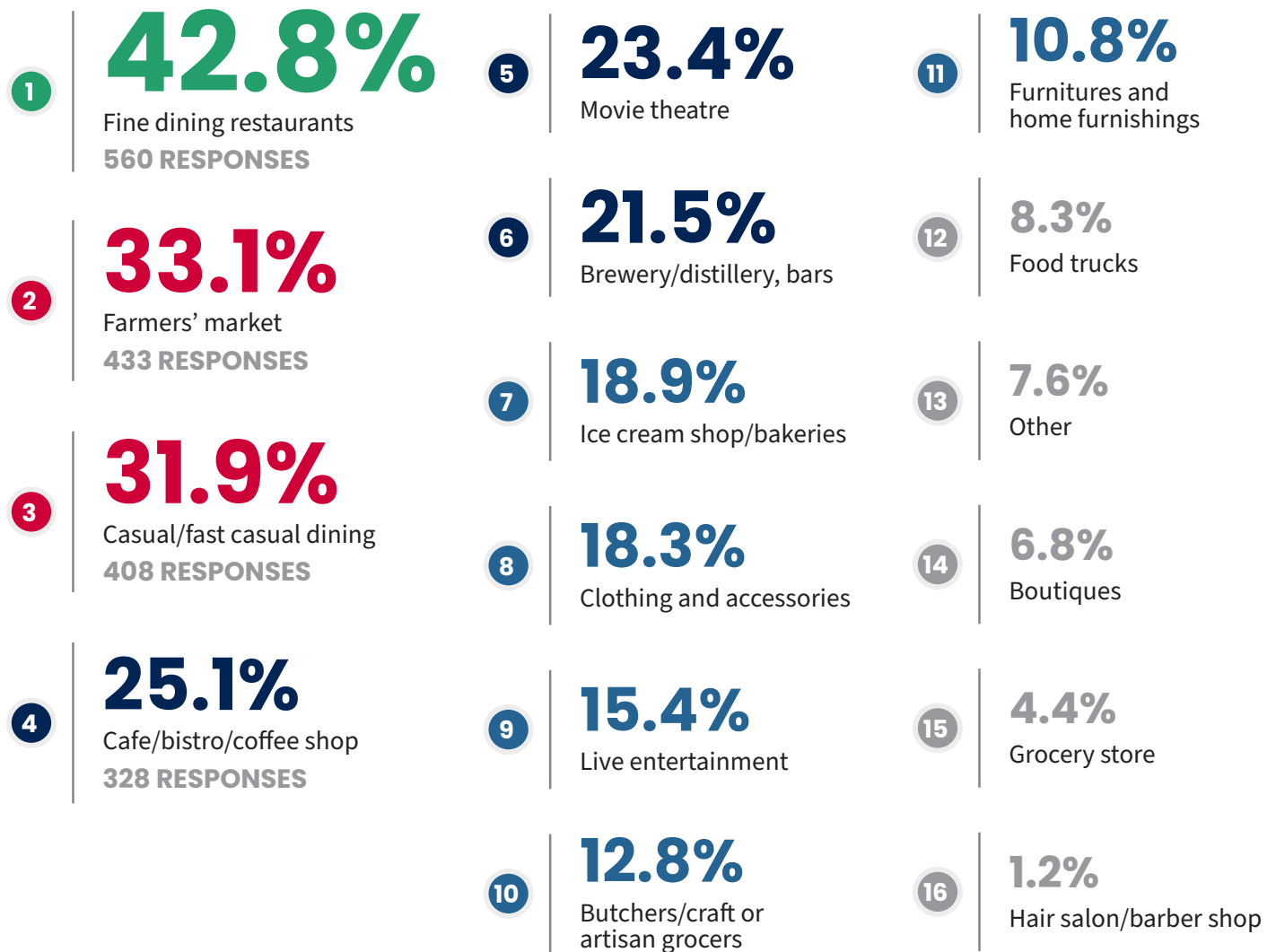
Of the following choices, what are the top five opportunities/priorities that you think Nixa should pursue? (Select up to 5 responses)



OVERALL

Creating an environment that is attractive for prospective businesses garnered a score of 50% while *increasing access to trails* (47%) and *attracting commercial/retail development* (42%) came next in line. A number of respondents would like to see *increased park land* (37%). *Increasing programming and resources for children and young adults* scored at 36%. And *creating community-oriented spaces* (33%) and *maintaining a vibrant culture* (29%) was important to some. On the lower scoring end but still of interest was *increasing mobility and transportation resources* and *public safety* (19%).

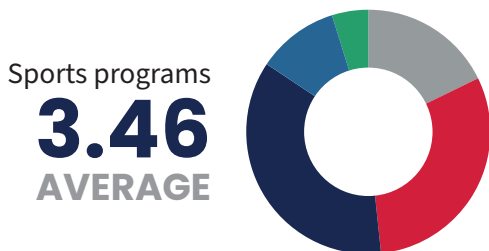
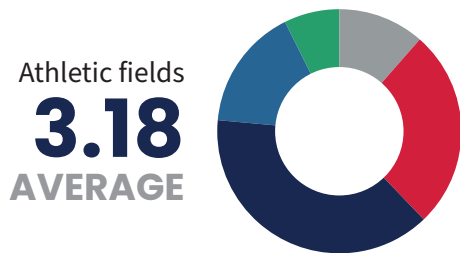
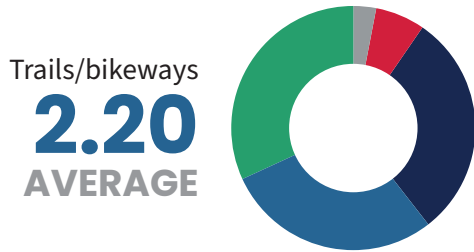
What types of retail businesses do you think Nixa needs? (Select up to 3 responses)



OVERALL

Fine dining topped this category with 43% responding with interest for *healthier options* and *family friendly restaurants*. *Farmer's market* (33%), *casual/fast food* (31%) and *café/bistro/coffee shops* (25%) are also of great interest with an emphasis on *breakfast food and coffee*. *Brewery/distillery/bars* also came in at 21%. Some respondents made a point to single out *ice cream shop/bakeries* (19%), *furniture and home furnishings* (11%), as well as *live entertainment* at 15%. Many commented on a need for Lowe's type home improvement options.

How would you rate the quality of the recreational opportunities in Nixa? (1= poor quality; 5 = high quality)



↑
POOR
QUALITY

1

2

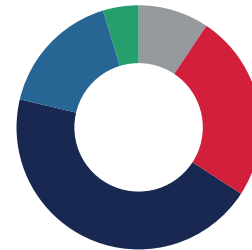
3

4

5

HIGH
QUALITY

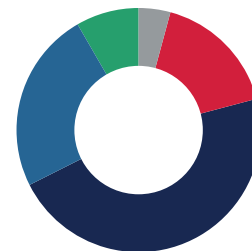
↓



Recreational
programs
3.17
AVERAGE



Indoor facilities
2.79
AVERAGE



Community
programs
2.84
AVERAGE

OVERALL

Trails/bikeways definitely rose to the top ranking highest in quality in the 1 (32%), 2 (29%) and 3 (30%) rankings. *Parks* came in with 2 (15%), 3 (38%) and 4 (33%) quality ratings with some room for improvement. *Community programs* came in second highest with a 2 (24%) and 3 (47%) quality rating. *Recreational programs* rated 3 (44%) and 4 (25%), *indoor facilities* at 2 - (25%) 3 (38%) and 4 (19%) and *sports programs* at 3 - (36%) and 4 (30%) all faring in the middle with room for improvement.

When considering Nixa's future over the next 20 years, what are critical issues facing the city?

Most respondents comments focused on infrastructure planning as it relates to transportation, sidewalk improvement, downtown improvements, school expansion, parks and trail expansion as well as focus on safety, economic development planning to attract more businesses and jobs while looking at ways to keep property taxes low. Other comments focused on developing an affordable housing plan, and managing growth while keeping the small-town feel are the main themes of the responses. Here are the details.

1

Transportation Planning/ Traffic Congestion/ Road Improvements.

Many comments focused on roads needing to be improved and expanded and to consider looking at developing an overall transportation plan to manage congestion. Multimodal emphasis was expressed for walking, biking and auto access.

4

Managing growth and overpopulation.

There was a general concern that the city needs to have a plan on how to manage the growth and overpopulation and what this means to city services and to all of the top categories within this question. There is fear that if there isn't a plan the city will lose its small-town feel.

2

School expansion to handle population growth.

Due to high population growth many respondents are concerned that there needs to be access to more schools. Many mentioned that smaller classroom size would be ideal to maintain quality education and a few expressed the need for emphasis on more "life" training the curriculum, not just test scores.

5

Safety and better- quality policing.

Due to population growth many respondents are concerned with safety. A number of comments focused on police conduct being too overbearing and need for better conduct and diversity training.

3

Economic development planning to attract businesses.

A large number of respondents see the need for Nixa to attract more business and access to jobs, to help the tax base and provide for more amenities and conveniences. There is interest to attract younger professionals and families especially to offer professional career options.

6

Keeping a small-town feel.

Of great importance to many survey participants was the need to maintain Nixa's small town feel and still focus on improving quality amenities. There was a tone of concern that there wasn't a plan to manage this given the explosive growth in the area. Many suggested focusing on a comprehensive plan just to address this issue.

When considering Nixa’s future over the next 20 years, what are critical issues facing the city?

Most respondents comments focused on infrastructure planning as it relates to transportation, sidewalk improvement, downtown improvements, school expansion, parks and trail expansion as well as focus on safety, economic development planning to attract more businesses and jobs while looking at ways to keep property taxes low. Other comments focused on developing an affordable housing plan, and managing growth while keeping the small-town feel are the main themes of the responses. Here are the details.

7

More amenities such as dining/retail/entertainment.

Many comments pointed to the need for more amenities such as dining/retail/entertainment with emphasis on breakfast and coffee locations as well

10

Infrastructure improvements.

Maintaining and improving sidewalks especially around schools was of great importance to many respondents as well as addressing water, electrical and gas supply to homes.

8

Park and trail expansion. Better access.

Expanding outdoor space and space for community events and opportunities for families to have a place for recreation and exercise with ease of access was a major theme coming out of the public comments.

11

High property taxes.

High property taxes are of great concern to a large number of respondents and hope is that there will be a plan to address this in the future. Many thought the city should focus on attracting businesses to build the tax base is the better answer.

9

More affordable housing.

Affordable housing is of concern to many residents. Especially single-family homes to help sustain growth. There is a concern that lack of affordable housing is driving locals to other destinations such as the Ozarks and Springfield.

12

Downtown improvements.

Many participants feel that downtown needs a revitalization plan and to look at ways to maintain the old houses and create a destination and better sense of place. Others mentioned there needs to be attention focused on the vacant buildings and how to repurpose, potentially for new development. Many stated there needs to be a plan for a “destination” or “hub” to attract visitors.

What have we missed? What do you want to see for the future of Nixa? What should we be thinking about as we plan for the future of our community?

Themes coming out of the responses to this question focus on better infrastructure planning, school expansion planning, adding or repairing indoor and outdoor pools, downtown beautification, developing a tourist destination, creating more programming for teenagers, fostering a culture and diversity program for city staff and police department and training police force to be less heavy handed, creating economic development opportunities, creating affordable housing options and keeping the small-town feel. Here are the details.

1

Infrastructure Planning

Develop an infrastructure plan that addresses new transportation plan for roads going into town and throughout downtown, address sidewalks that either aren't there or need to have better connections, create biking and walking paths throughout the city, additional parks and trails and focus on disability access throughout city.

4

Police Culture

Look at ways for police department to develop a more humane culture and be less heavy handed.

2

School expansion.

Look at school expansion in relation to population growth both at the elementary, middle and high school level. Look at classroom size in relation to student to teacher ratio.

5

Downtown Beautification.

Make the downtown more attractive and walkable and develop a plan to repurpose vacant buildings and homes.

3

Culture and diversity training.

Seriously look at developing a culture and diversity training program for the entire city staff including police department. Create community culture that accepts more diverse populations.

6

Tourist Destination.

Create a plan to make Nixa a tourist destination by attracting more restaurants, shops, unique retail shops and entertainment venues.

What have we missed? What do you want to see for the future of Nixa? What should we be thinking about as we plan for the future of our community?

Themes coming out of the responses to this question focus on better infrastructure planning, school expansion planning, adding or repairing indoor and outdoor pools, downtown beautification, developing a tourist destination, creating more programming for teenagers, fostering a culture and diversity program for city staff and police department and training police force to be less heavy handed, creating economic development opportunities, creating affordable housing options and keeping the small-town feel. Here are the details.

7

Programs for Teenagers.

Create more activities for teens after school and consider expanding the community center.

Small Town Feel.

Manage growth by making sure we do not lose the small-town feel that will make Nixa a tourist destination.

9

8

Economic Development.

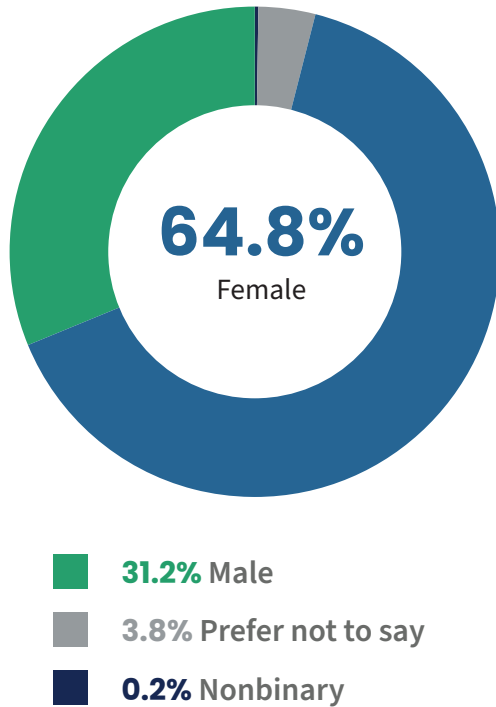
Create a more inviting place for small businesses to thrive and attract more jobs.

Affordable Housing.

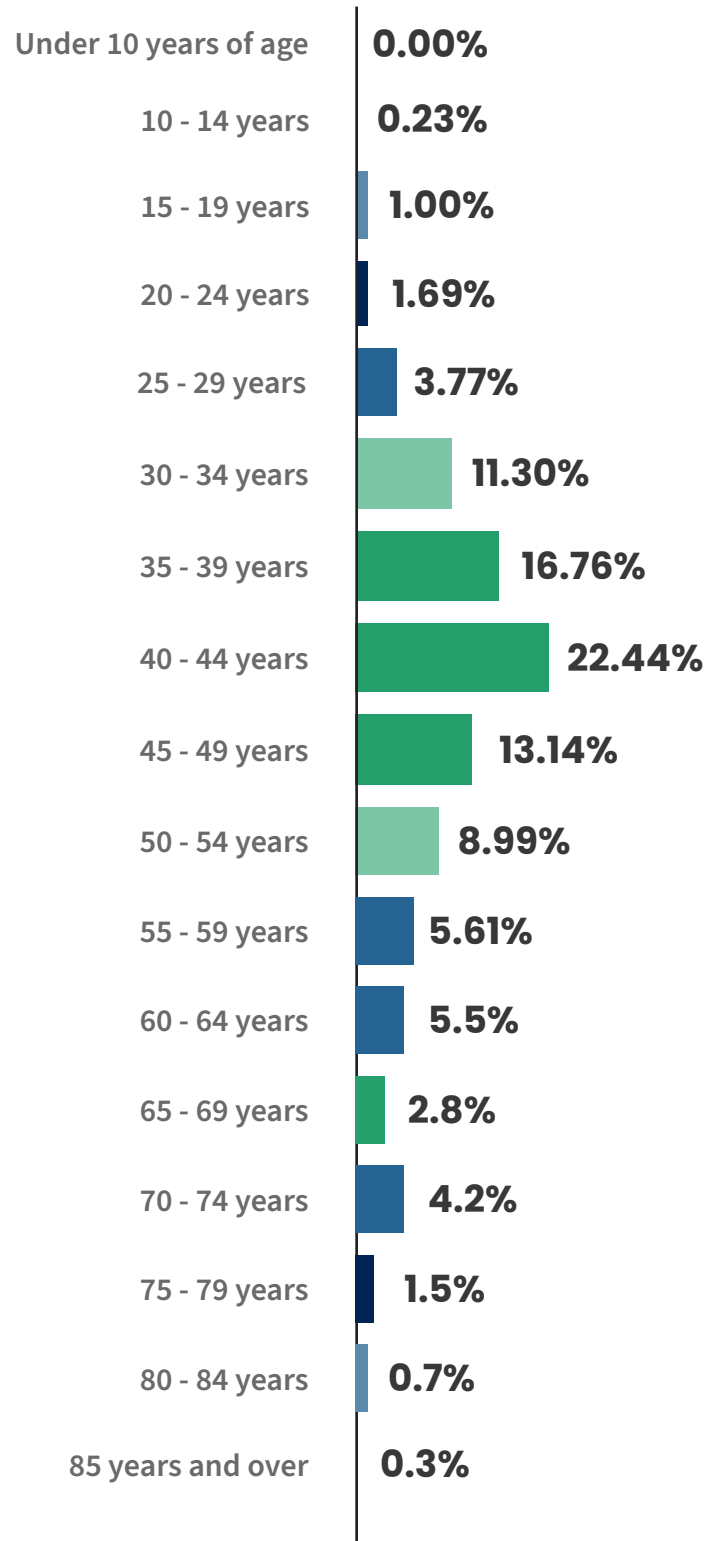
Create housing options that appeal to first time home buyers, young professionals, seniors and retail workers.

10

What is your gender?



What is your age?



What is your marital status?

