



**Popular Annual Financial Report
(PAFR)**

**For the fiscal year ended
December 31, 2020**

NIXA CITY HALL



**THIS DOCUMENT CREATED AS PART OF THE
ELGL/GFOA PAFR FELLOWSHIP PROGRAM**



Table of Contents

Introduction	1
Mayor's Message	2
City Profile	3
City Finances Overview	4
Where Did The Money Come From?	5
Where Did The Money Go?	6
Where Do Your Taxes Go?	7
Nixa's Resiliency in Spite of COVID	8
What's Next in Nixa?	9
The City of Nixa 2021-2025 Strategic Plan	10

Introduction

Each year, the city of Nixa prepares an audited Comprehensive Annual Financial Report that provides detailed information about the city's financial position. To read the report in its entirety, please visit www.nixa.com/departments/finance/budget-financials.

In an effort to provide reliable, readily accessible, and easily understandable financial data, the financial information presented here summarizes and simplifies the presentation of information in the Comprehensive Annual Financial Report.

As a whole, the City ended 2020 in a strong financial position due to growth in overall assets, the paying down of long-term debt, and substantial growth in its general fund balance. Despite the challenges of 2020 and COVID-19, Nixa continues to maintain a strong financial position and is confident in its ability adapt to changing economic conditions should the need arise.

This report is intended to give Nixa's citizens a simplified view of the city's 2020 operations, focusing on revenues, expenses, taxes, and what is in store for their city in the near future.

A Message From Nixa's Mayor

Dear Reader,

The city of Nixa prides itself on fiscal responsibility and transparency with our citizens. It is in this spirit we have decided to produce this Popular Annual Financial Report (PAFR). During the development of the city's strategic plan for 2021-2025, our citizens said they want us to provide more easily digestible information about the city's money. This document is part of our plan to do just that.

The purpose of a PAFR is to provide a clear and concise overview and introduction into the city's financial position so our citizens can more easily understand how the City manages its money.

To understand the city finances, other contextual information about our community and the operations of our municipal government is also necessary. Therefore, you will find other relevant statistics and data throughout this document in addition to financial information. We hope this document will be a useful tool for our community to understand the basics of our city's finances. We intend to produce an updated PAFR each year going forward.

This PAFR is a supplement to the city's Comprehensive Annual Financial Report which we also produce annually and make available for public review on our website, Nixa.com. The Comprehensive Annual Financial Report provides much more in-depth information regarding the city's financial position, but we know that many citizens without a background in finance and accounting may not be able to easily interpret the data presented in that comprehensive document. This PAFR is therefore intended to provide a summary for all of us to be able to gain an introductory understanding, while we also recommend that citizens seeking to understand all City finances at deeper level consider reviewing our comprehensive reports as well.

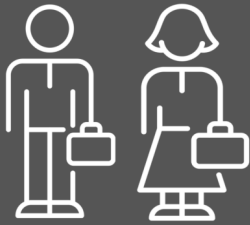
If, upon review of these documents, you continue to have questions or concerns about city finances, I encourage you to reach out to our Communications Department or Finance Department directly for clarifications. If you wish for the City to consider making any changes to revenues, expenditures, or any financial practices, I encourage you to contact your council members and myself so we may take your ideas and concerns into consideration.

Thank you for taking time to review this document and for educating yourself on Nixa's financial position and city operations. I strongly believe that informed and engaged citizens are vital to our community and the continual improvement of our local government.

Sincerely,

Mayor Brian Steele





149 FTEs



**Average
Home
Value:
\$227,427**



**AAA
Schools**



Nixa



**Total Area:
8.5 miles²**



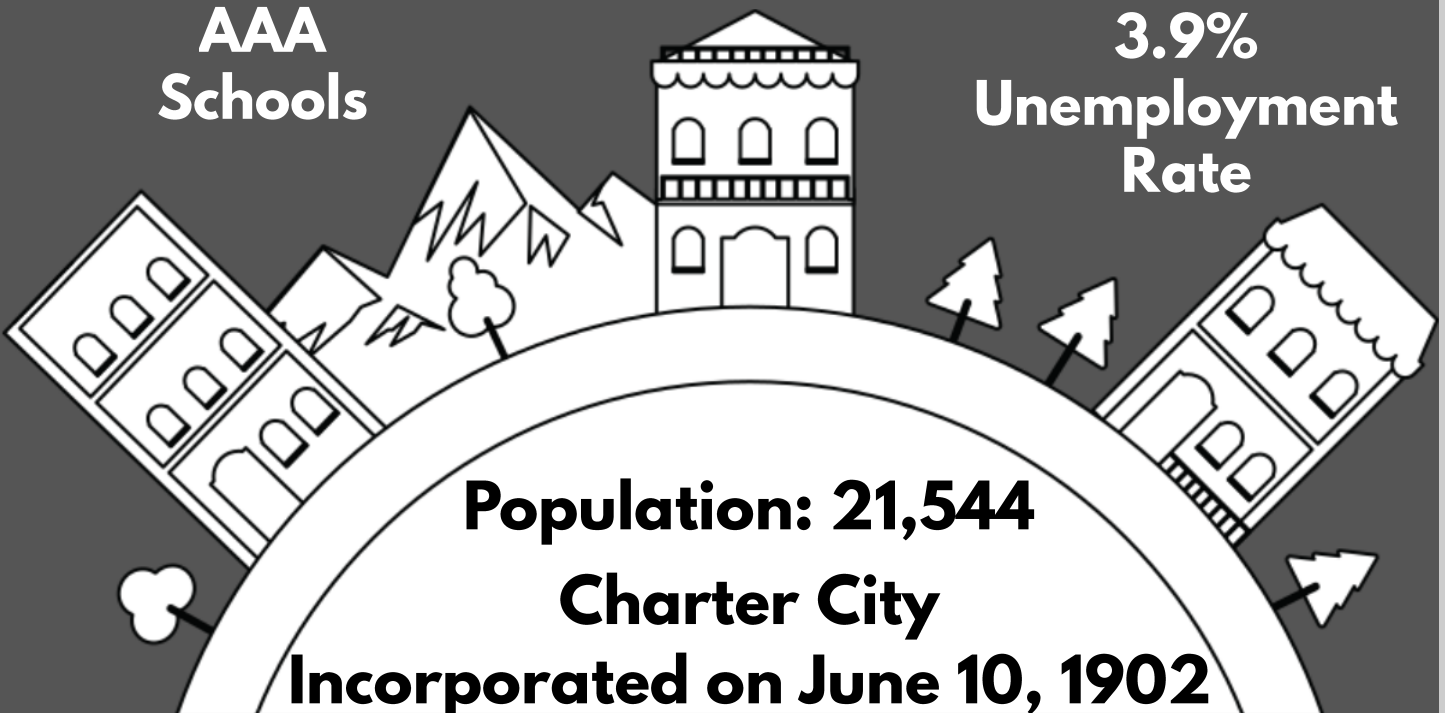
**Median
Household
Income:
\$58,402**



**353% Growth
Since 2000**



**3.9%
Unemployment
Rate**



Population: 21,544

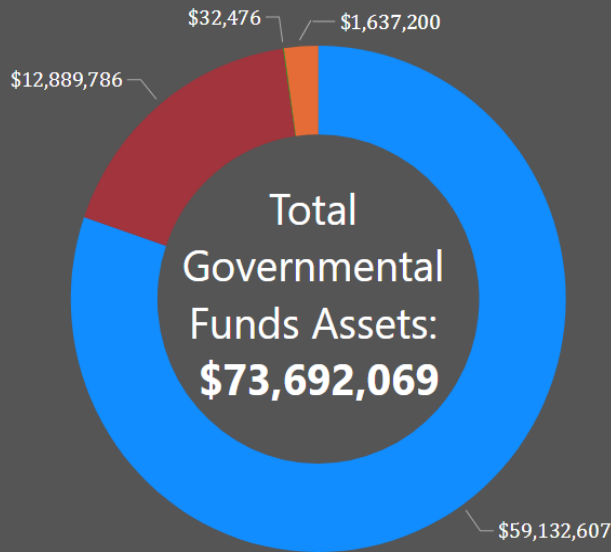
Charter City

Incorporated on June 10, 1902

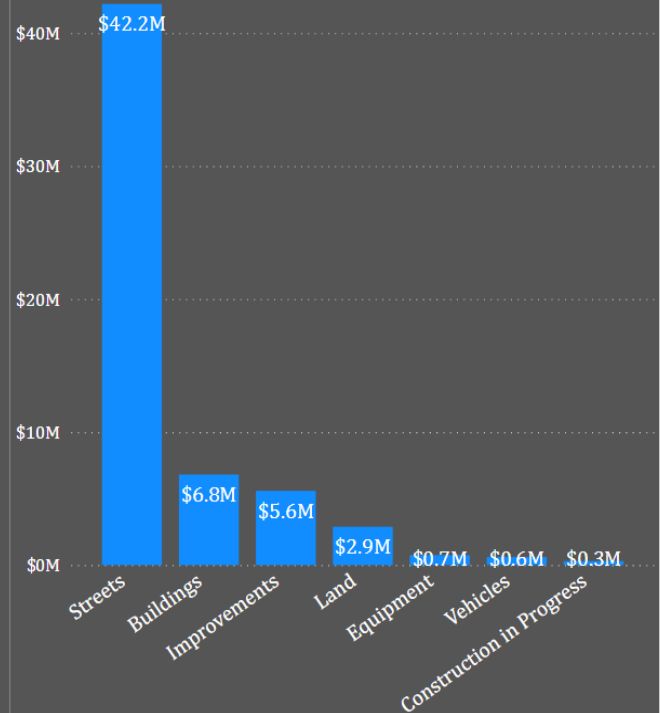
Governmental Funds Summary

What is a Governmental Fund?

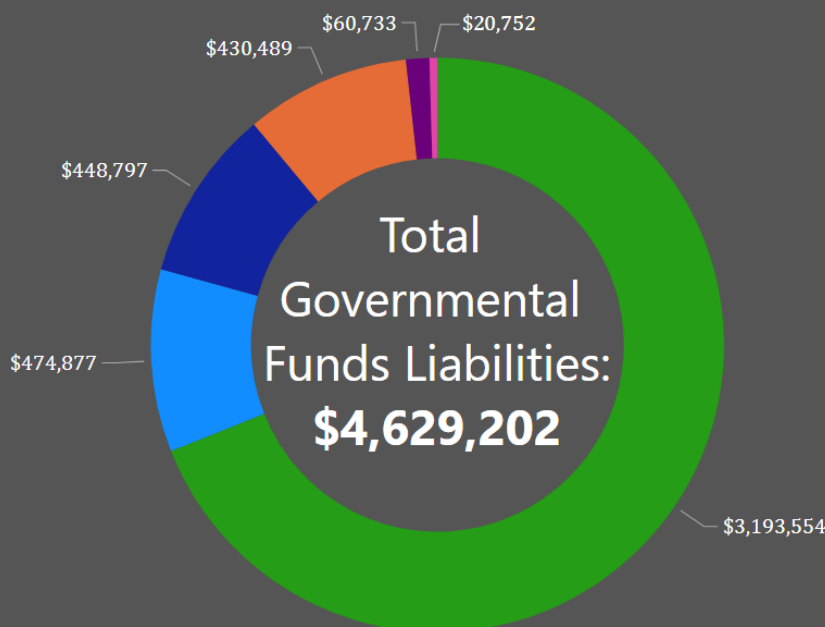
Governmental funds include the General, Street, Parks, Building Inspection, and Stormwater funds. They encapsulate most of the city's governmental functions such as police, city staff, and sanitation.



Capital Assets Breakdown



● Capital Assets ● Cash & Cash Equivalents ● Prepaid Items ● Receivables

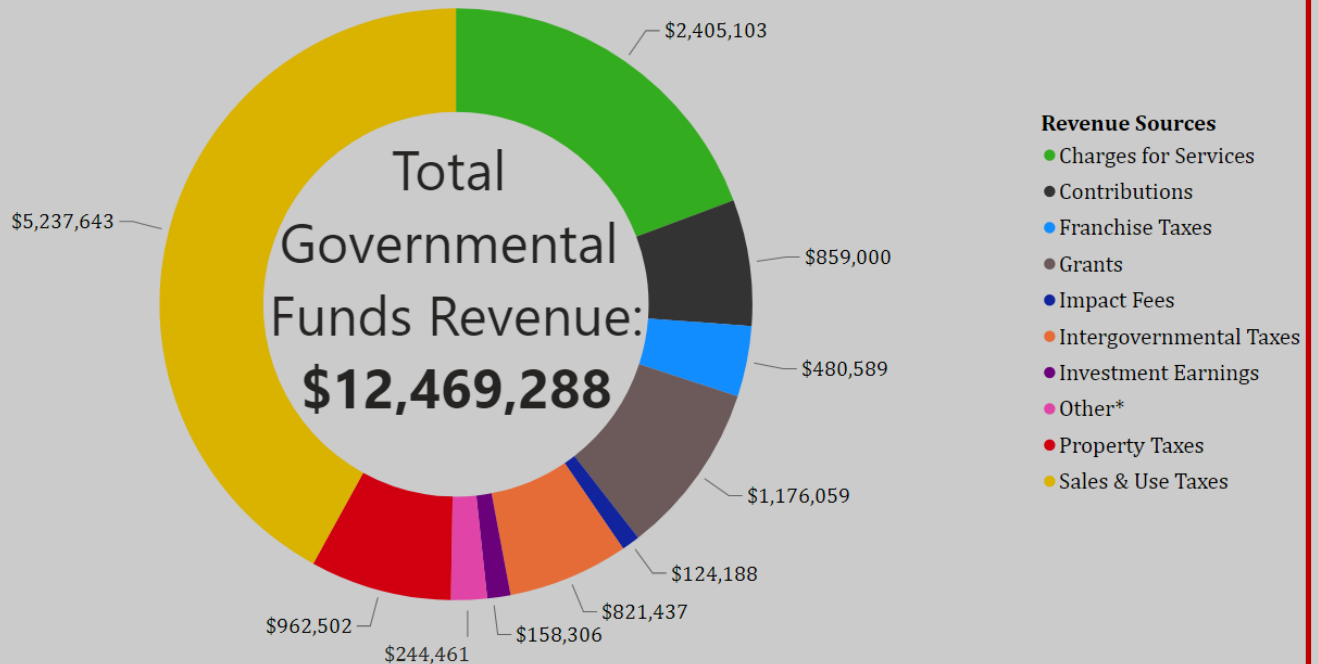


● Long-Term Liabilities Due in More Than 1 Year
 ● Accounts Payable
 ● Deposits Payable
 ● Long-Term Liabilities Due Within 1 Year
 ● Accrued Wages & Benefits
 ● Accrued Interest

Don't Forget the Enterprise Funds!

Enterprise Funds cover business-like activities the City operates and include the Waterworks, Wastewater, and Electric funds. While the funds are not included in this document, remember they keep the lights on, water running, and sewers flowing 24/7/365!

Where Did the Money Come From?



*Other = Revenue from Fines & Forfeitures, Licenses & Permits, Rents, & Miscellaneous Sources

Major Revenue Sources

Sales & Use Taxes
42.0%

Charges for Services
19.3%

Grants
9.4%

Sales & Use Taxes

Taxes imposed on the purchase, storage, use, or consumption of personal property or services

Charges for Services

Includes fees charged by Parks and Rec as well as charges for various city services

Grants

Contributions by other governments or organizations to support a particular function or program

Property Taxes

Tax applied to the assessed value of taxable real property located within the city

Contributions

Includes revenue donated from citizens to various city programs

Intergovernmental Taxes

Transfers to the city via proportions of the Missouri Motor Fuels Tax and Christian County Sales Tax

Franchise Taxes

Fees on gas and cable TV companies for use of public right of way for gas or cable lines

Other*

Includes fines collected by the city, license and permit fees, rents collected, and miscellaneous sources

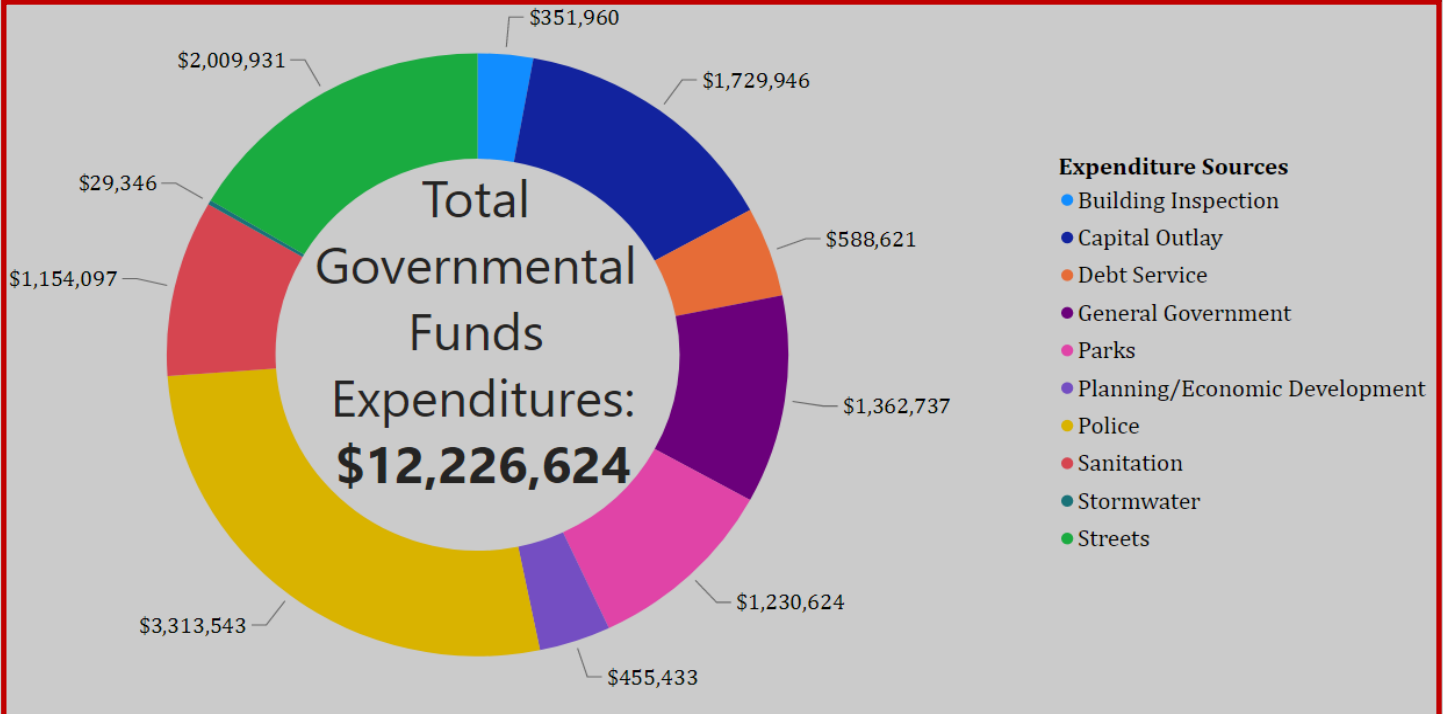
Investment Earnings

Revenue earned by investing city funds pursuant to the city's investment policy

Impact Fees

Fees charged to new development projects to provide revenue to support the growth they cause

Where Did the Money Go?



Major Expense Sources

Police
27.1%

Streets
16.4%

Capital Outlay
14.1%

Police

Includes all Nixa Police Department operations

Streets

Includes streets maintenance and projects

Capital Outlay

Spending that goes towards acquisition or construction of capital assets such as roads

General Government

Includes Administration, Municipal Court, Finance, HR, and other general city functions

Parks

Includes all Parks administration, facilities, and program spending

Sanitation

Includes city contract with a vendor for residential solid waste removal and disposal services

Debt Service

Includes principal and interest payments on the city's outstanding debt

Planning Economic / Development

Includes Planning and Zoning, Developer/Builder regulation, implementation of land use regulations, and Economic Development

Building Inspection

Includes building and occupancy inspections, code enforcement, and safety and rental inspections

Stormwater

Includes stormwater operations and projects that remove pollutants before they reach streams and rivers

Where Do Your Taxes Go?

Property Taxes - \$6.5541 per \$100 of Assessed Value



Nixa Schools, 71.71%
 Nixa Fire District, 11.12%
City of Nixa, 4.95%
 Library, 3.07%
 Junior College, 3.05%
 Ambulance, 2.00%

Senate Bill 40 Board, 1.21%
 County of Christian, 1.01%
 Senior Citizens, 0.76%
 Health, 0.67%
 State of Missouri, 0.46%

In Nixa, your property taxes go to 11 different taxing districts, supporting schools, the county, the state, health programs, ambulance services, libraries, fire protection, and much more

For every \$1 in property taxes you pay, the city gets 4.95¢

This entire amount goes to the General Fund

City staff and elected officials have always and will always strive to be a high-performance government, using taxpayer dollars efficiently, transparently, and responsibly

Concerning governmental funds, Sales & Use Taxes are the city's biggest revenue source by a wide margin

For every \$1 you pay in Sales & Use Taxes, the city gets about 20¢

5¢ go to the Street Fund

15¢ go to the General Fund

Sales Taxes - 7.475%





Nixa & COVID-19

Throughout 2020 across the country, hundreds of cities felt the effects of COVID-19 on their government operations. However, Nixa, through residents continually supporting their local economy, was able to remain as strong as ever.

The only city fund that saw a negative effect in 2020 due to COVID-19 was our parks fund, where memberships sharply fell due to social distancing guidelines and fewer program offerings due in part to them.

Sales and uses taxes, which represent the largest portion of the city's revenues, actually increased by 37.45% from 2019 to 2020. We believe this is a testament to the hometown spirit Nixa and its citizens have, and we thank you for continuing to support each other and our local economy throughout the events of the past year.


As we continue to work through the pandemic and its challenges, our staff and council remain confident in our city and community's ability to adapt to whatever challenges may arise. Our city is in a strong financial position now and is poised to remain so in the future.

**Thank you for
supporting
your local
economy!**



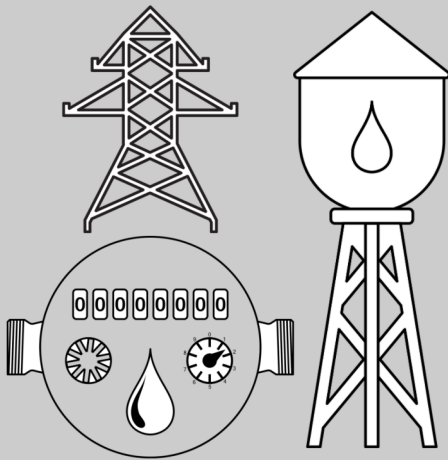
What's Next In Nixa?

These Capital Improvement Projects and key goals were identified in the 2021-2025 Strategic Plan.
Please note, some projects are funded, others still require funding to be secured.



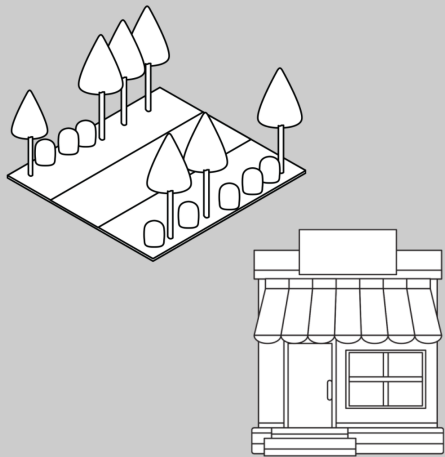
Roads, Sidewalks, and Connectivity

- Hwy 14 widening project with sidewalks
- Crosswalk at Main & Aldersgate
- Truman Blvd extension with sidewalks
- Annual investment in new sidewalks and ADA compliance for existing sidewalks and ramps
- Northview Road Extension
- Traffic circle at Old Castle and Tracker
- North St. improvements
- Missouri St. sidewalk



Utility Infrastructure

- Transition to Automated Meter Infrastructure (AMI)
- Expansion of water, sewer, electric utility infrastructure to new development areas
- Water Tower #8 to become operational in 2021
- Additional Water Well and Tower #9
- Transition some existing overhead electric lines to underground



Parks and Placemaking

- Development of the Eoff Family Century Farm Park
- Downtown masterplan including: additional parking, amenities, improved design
- Adding additional amenities to new Dog Park
- Developing new trails and connectivity to regional greenway trails
- Redesign and renovations for Rotary Park
- Additional amenities to be added to McCauley Park
- Gymnasium addition and Indoor Aquatics Center



Police and General Government

- Police headquarters and training facilities expansion
- Redesigned Nixa.com website prioritizing digital services and improved user experience
- Launch a city of Nixa app for mobile access to digital government services

The City of Nixa 2021-2025 Strategic Plan

In November of 2020, after months of community engagement and working with a community member led Strategic Advisory Committee, the City adopted its 2021-2025 Strategic Plan. This plan outlines our strategic priorities and goals for us to focus on through the end of 2025.

To see the full strategic plan please go to www.nixa.com/community/strategic-plan



Nixa's Strategic Priorities

High-Performance Government

We will continue to create effective, diverse, and innovative teams within the municipal organization which will use efficient processes to produce measurable and actionable results as we provide high-quality public services in a way that is clear, accountable and financially responsible, while engaging citizens and residents.

Fun & Unique Places

We will cultivate vibrant, unique, and accessible spaces which attract and benefit residents, businesses and visitors. We will seek to add local flavor to new and existing spaces where people will want to spend time. Public spaces will offer fun and healthy recreational opportunities for all.

Reliable Infrastructure

We will develop and maintain future-proof infrastructure designed to meet current needs and accommodate growth. We will provide safe, reliable and environmentally friendly services.

Safe Community

We will promote an exceptional quality of life through partnerships and proactive measures to ensure Nixa is safe, healthy, and welcoming.

Sustainable Economy

We will help our local businesses continue to thrive and expand, while developing an atmosphere of entrepreneurship. We will engage in partnerships to create an environment which fosters the job skills and workforce required to succeed in tomorrow's economy. We will invest in our community to attract further private investment and economic development.

Hometown Spirit

We will engage, inform, and partner with residents, non-profits, and businesses to foster a sense of unity and inclusion across our diverse and growing community to preserve a shared sense of small-town pride and interconnection. We will invite participation in events, programs and experiences that bring us together to enhance our quality of life.



Mayor
Brian Steele



D1 Councilman
Jarad Giddens



D2 Councilman
Aron Peterson



D3 Councilwoman
Darlene Graham



City Administrator
Jimmy Liles




D1 Councilwoman
Amy Hoogstraet



D2 Councilman
Shawn Lucas



D3 Councilman
Justin Orf



Our Vision:

The City of Nixa will be a high-performance government creating a safe community, reliable infrastructure, and sustainable economy with a vibrant atmosphere united by hometown spirit.