



RE: 2024 OPERATING AND CAPITAL BUDGET

Background:

An annual budget must be adopted prior to the end of the current fiscal year. Staff has prepared the 2024 Operating and Capital Budget for adoption in keeping with these requirements.

Analysis:

A summary of the 2024 Operating and Capital Budget, a detailed account of revenues and appropriations, and a budget message can be found attached to this Council Bill.

Recommendation:

Staff recommends passage of this Bill as presented.

MEMO SUBMITTED BY:

Jennifer Evans | Director of Finance

jevans@nixa.com | 417-724-5625

1 **AN ORDINANCE OF THE COUNCIL OF THE CITY OF NIXA ADOPTING THE 2024**
2 **OPERATING AND CAPITAL BUDGET FOR THE CITY.**
3
4

5 **WHEREAS** Section 67.010 RSMo. requires the City to prepare an annual budget,
6 which said budget shall present a complete financial plan for the ensuing year; and
7

8 **WHEREAS** Sections 8.2 and 8.3 of the City Charter also require the City to prepare
9 an annual budget, and said budget shall present a complete financial plan for the ensuing
10 year; and
11

12 **WHEREAS** City Charter section 8.5 requires the adoption of an annual budget
13 prior to the end of the current fiscal year; and
14

15 **WHEREAS** the City Administrator has submitted to the Mayor and City Council a
16 Budget for the fiscal year beginning January 1, 2024, and ending on December 31, 2024,
17 said document being attached hereto as “Council Bill Exhibit A”; and
18

19 **WHEREAS** a general summary of the Budget and notice that City Council will hold
20 a public hearing on said Budget was published in compliance with City Charter section
21 8.5; and
22

23 **WHEREAS** the City Council, after a public hearing on the matter desires to
24 approve the Budget and authorize the appropriations contained therein.
25

26 **NOW THEREFORE, BE IT ORDAINED BY THE COUNCIL OF THE CITY OF**
27 **NIXA, AS FOLLOWS, THAT:**
28

29 **SECTION 1:** A budget for the City’s fiscal year beginning on January 1, 2024, and
30 ending December 31, 2023, titled the “2024 Operating and Capital Budget” (“Budget”),
31 which is attached hereto as “Council Bill Exhibit A,” is hereby adopted. The document
32 attached hereto as “Council Bill Exhibit A” is incorporated by reference as though fully set
33 forth herein.
34

35 **SECTION 2:** From January 1, 2024, the effective date of the Budget, the amounts
36 as shown thereon are hereby appropriated for the various departments, offices, agencies,
37 and purposes specified therein.
38

39 **SECTION 3:** The City Administrator is directed and authorized to cause the
40 appropriate accounting entries to be made in the books and records of the City so as to
41 reflect the revenues and appropriations contained in the Budget.
42

43 **SECTION 4:** This Ordinance shall be in full force and effect from and after its final
44 passage by the City Council and after its approval by the Mayor, subject to the provisions
45 of section 3.11(g) of the City Charter.
46

47 **ADOPTED BY THE COUNCIL THIS 11th DAY OF December, 2023.**

48

49

ATTEST:

50

51

52 _____
PRESIDING OFFICER

CITY CLERK

53

54

55 **APPROVED BY THE MAYOR THIS _____ DAY OF _____, 2023.**

56

57

ATTEST:

58

59

60 _____
MAYOR

CITY CLERK

61

62

63 APPROVED AS TO FORM:

64

65

66 _____
CITY ATTORNEY

City of Nixa, Missouri

20

24

**OPERATING AND
CAPITAL BUDGET**



Nixa City Hall
P.O. Box 395
715 W. Mt. Vernon St.
Nixa, MO 65714
Office: 417-725-3785

Date: November 20, 2023
To: City Council, Mayor Giddens
From: Jimmy Liles, C.A.
Subject: 2024 Budget

Staff respectfully submits a balanced 2024 budget for Council's approval. The 2024 budget projects total City revenues at \$53,229,421, with total operating expenses at \$23,198,443 and personnel expenses of \$15,661,417. During 2024, the City will pay-out \$2,185,011 in debt and leases. Capital Improvement project (CIPs) expenditures for 2024 are slated at \$21,485,365. These CIPs include \$1,230,000 for improvements, \$1,562,138 for buildings, \$2,200,334 for building improvements, \$1,230,000 for vehicles, \$1,263,889 for equipment, \$13,526,787 for infrastructure, and \$630,000 for intangible assets. The City's end-of-year unrestricted fund balance is projected at \$21,248,342.

As prepared, the 2024 budget affords an across the board 3% Cost of Living Adjustment (COLA) for each employee, effective January 1, 2024. In 2023, The City contracted with CBIZ to conduct a compensation study. The results of the study provided an updated pay scale along with the 25th, 50th, and 75th percentiles of the market. The personnel expenses within the budget include an increase to the appropriate salaries, as determined by CBIZ, to bring the City up to the 25th percentile of the market. The study factored in the appropriate amount of salary increases needed in 2024, outside of COLA, to bring everyone to the appropriate level, taking into account years of service within each position; therefore, there is no additional merit increases budgeted for 2024.

For the fifth year in a row, medical insurance costs did not increase. Dental, vision and life insurance will be switching from Met Life to Kansas City Life. This will result in no additional costs to the City and allow the rates to be locked in for an additional year. The City also affords employees with a retirement plan that is known as LAGERS. The City of Nixa is a non-contributory city, which means the City pays 100% of the costs for LAGERS. In 2024, the general employee's costs went up from 15.4% to 16.3% and the police officers went up from 15.1% to 16.1%.

General Fund: The 2024 projected total revenue for the City's General Fund is \$20,201,812 with operating and personnel expenditures at \$13,045,573. The total projected revenue includes a projected amount of \$2,652,954 from the public safety tax. When the public safety tax is excluded, the operational expenditures of the general fund as a percentage of revenues (transfers not included) is projected at 96.78% for 2024.

The Administration's 2024 CIPs total \$1,185,453. This includes \$755,453 for building improvements and \$430,000 for intangible assets. The building improvements are for the administrations portion of the City Hall remodel. The intangible asset is for the rollover needed for payment for the new ERP system that was implemented in 2023. For a detailed list of CIPs, please see the 2024 Capital Improvement Program.

Police: The 2024 budget shows a total revenue of \$2,738,041 with operating and personnel expenditures at \$5,277,140. As mentioned above, the public safety sales tax projections are \$2,652,954. Two additional officers were budgeted for a portion of 2023 and were carried over into 2024's budget based on the passage of the sales tax. Once the public safety sales tax revenues begin to be collected and we are able to better predict the anticipated revenues, staff will revisit the police department's personnel budget.

The department's CIP expenditures total \$1,995,618. This includes a building expense rollover of \$362,137.76 for the building at the new shooting range. It also includes \$169,591.41 for a portion of the City Hall remodel, \$263,889 for new in-car camera systems and \$1,200,000 for the design and engineering of the new police station. For a detailed list of CIPs, please see the 2024 Capital Improvement Program.

Parks: The 2024 budget anticipates a total revenue of \$1,337,936 with operating and personnel expenditures at \$1,884,183.

The Park Department's 2024 CIPs total \$2,106,000. This includes a rollover of \$40,000 for the Rotary Park pavilion, \$66,000 for extending the trails at McCauley Park, and \$2,000,000 for pool repairs. For a detailed list of CIPs, please see the 2024 Capital Improvement Program.

Planning and Development: The 2024 projected total operating revenues for the Planning and Development Department are \$364,750 with operating and personnel expenditures at \$759,421.

The Planning and Development Department has a total CIP budget of \$167,000. This includes \$150,000 for the City of Nixa Comprehensive Plan and \$17,000 for the transfer of a truck from Public Works to Planning and Development.

Street / Central Garage: The 2024 budget anticipates a total revenue of \$5,302,448 with operating and personnel expenditures at \$2,726,711. The 2024 Street fund budget anticipates an end-of-year balance of \$1,522,081. Operational expenditures as a percentage is projected at 57.92% for 2024.

There are multiple CIP projects scheduled for 2024 totaling \$4,176,674.41 for the Street Department. The Street Department's CIP projects include \$168,591.41 for building improvements, \$183,000 for vehicles, \$37,500 for equipment, and \$3,786,583 for infrastructure. The largest infrastructure project budgeted for 2024 is for the improvements of N. Main from Tracker to CC Hwy. For a detailed list of CIPs, please see the 2024 Capital Improvement Program.

Stormwater: The Stormwater Fund is budgeting \$857,187 in total revenue, which includes a transfer in amount of \$852,787. The stormwater fund has a total of operating and personnel expenditures in the amount of \$64,990.

The Stormwater fund has \$852,787 budgeted for Cherry Street stormwater improvements. This project will be paid for utilizing ARPA funds.

City of Nixa Enterprise Funds

Water / Utility Billing: The budget anticipates operating revenues of \$4,729,568 and projected operating and personnel expenses of \$3,626,128. The Department anticipates an end-of-year balance of \$1,827,144. The Water Department and Utility Billing's operational expenses as a percentage are projected at 91.64%.

The Water Department has CIP projects budgeted for 2024 totaling \$2,690,122 and Utility Billing has CIP projects totaling \$12,000. The Water Department CIP projects include \$441,388.39 for building improvements, \$228,734 for vehicles, \$1,350,000 for infrastructure, and \$670,000 for equipment. The Utility Billing Department one CIP project for \$12,000 for expenses related to the payment kiosks. For a detailed list of CIPs, please see the 2024 Capital Improvement Program.

Wastewater/Recycle: Wastewater/recycling is budgeting \$4,333,829 in total operating revenues. The Wastewater Department anticipates operating and personnel expenses of \$2,954,768. The Department anticipates an end-of-year balance of \$1,782,985. The Wastewater and Recycling Department's operational expenses as a percentage are projected at 83.26%.

The Wastewater Department's CIPs budgeted for 2024 total \$4,466,136. These include \$296,000 for equipment, \$300,000 for vehicles, \$3,475,000 for infrastructure, and \$395,136.19 for building improvements. The largest portion of infrastructure expenses includes \$2,700,000 for the SW regional lift station project. For a complete list of CIP projects, please see the 2024 Capital Improvement Program.

Electric: The Electric Department has a beginning balance of \$19,081,308 and has anticipated operating revenues of \$18,500,442. The Department anticipates operating and personnel expenses totaling \$16,506,678. The Department anticipates an end-of-year balance of \$10,546,471. The Electric Department's operational expenses as a percentage are projected at 99.09%.

The Electric Department's budgeted CIPs for 2024 total \$3,753,574.59. These include \$365,074.59 for building improvements, \$605,000 for vehicles, \$20,500 for equipment, and \$2,763,000 for infrastructure. For a complete list of CIP projects, please see the 2024 Capital Improvement Program.

Debt Service: At the onset of 2024, a total of \$3,805,000 in outstanding financed debt will be on the City's books. Of that amount, the General Fund's financing of City Hall and the Police Department's expansion in 2006 has a principal balance of \$810,000 and was slated to retire in 2026. Based on the recommendations of our financial advisors, we have budgeted to pay off this debt at the beginning of 2024, which will save additional interest.

The Water Department's portion of outstanding debt is \$2,820,000 and will retire in 2032. The Water Department has an outstanding debt of \$175,000 and will retire in 2025.

Summary

Overall, the City of Nixa is in a strong financial position. Our debt service continues to remain low and revenues continue to trend upward. Multiple CIPs were cut from the 2024 budget and moved to future years. This has allowed us to work toward increasing our reserve funds and will help ensure we remain financially strong for many years to come.

Sincerely,



Jimmy Liles | City Administrator
jliles@nixa.com | 417-725-3785



City of Nixa, Missouri

Principal Officials as of January 1, 2024

Jarad Giddens, Mayor

Zern Vess, District I

Matt Ogden, District I

Shawn Lucas, District II

Aron Peterson, District II

Darlene Graham, District III

Kelly Morris, District III

Appointed

City Administrator – Jimmy Liles

Chief of Police – Joe Campbell

City Attorney – Nick Woodman

City Clerk – Bekka Coffey

Leadership Team

Assistant City Administrator – Cindy Robbins

Director of Utilities and Public Works/Assistant City Administrator – Doug Colvin

Director of Planning and Development – Scott Godbey

Director of Parks and Recreation – Matt Crouse

Director of Human Resources – Amanda Hunsucker

Director of Communications – Drew Douglas

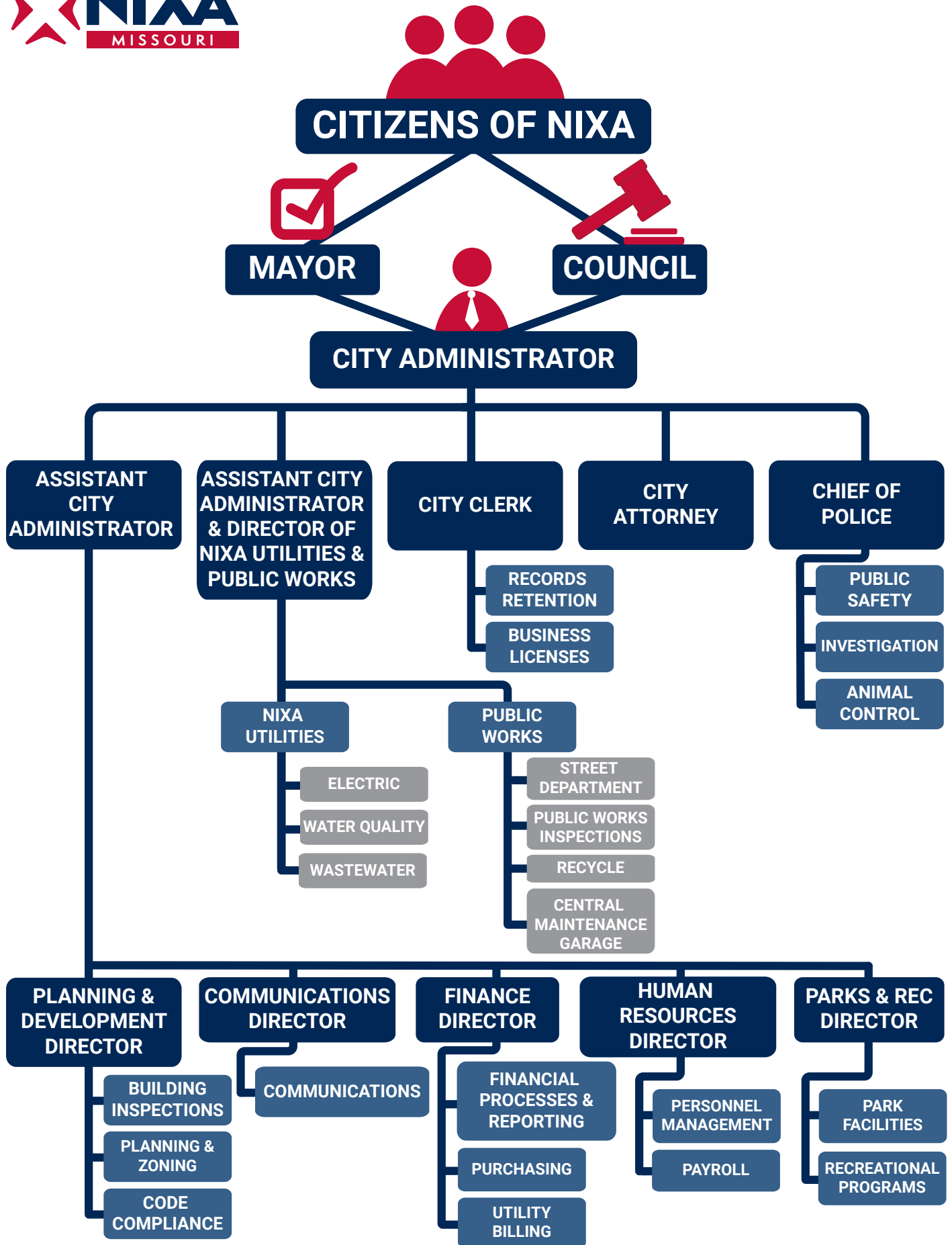
Director of Finance – Jennifer Evans



Vision Statement

The City of Nixa will be a high-performance government creating a safe community, reliable infrastructure, and sustainable economy with a vibrant atmosphere united by hometown spirit.

- We will continue to create effective, diverse and innovative teams within the municipal organization which will use efficient processes to produce measurable and actionable results as we provide high-quality public services in a way that is clear, accountable, and financially responsible, while engaging citizens and residents.
- We will promote an exceptional quality of life through partnerships and proactive measures to ensure Nixa is safe, healthy, and welcoming.
- We will develop and maintain future-proof infrastructure designed to meet current needs and accommodate growth. We will provide safe, reliable, and environmentally friendly services.
- We will help our local businesses continue to thrive and expand, while developing an atmosphere of entrepreneurship. We will engage in partnerships to create an environment which fosters the job skills and workforce required to succeed in tomorrow's economy. We will invest in our community to attract further private investment and economic development.
- We will cultivate vibrant, unique, and accessible spaces which attract and benefit residents, businesses, and visitors. We will seek to add local flavor to new and existing spaces where people will want to spend time. Public spaces will offer fun and healthy recreational opportunities for all.
- We will engage, inform, and partner with residents, non-profits, and businesses to foster a sense of unity and inclusion across our diverse and growing community to preserve a shared sense of small-town pride and interconnection. We will invite participation in events, programs, and experiences that bring us together to enhance our quality of life.





Position Counts

Full Time Positions (does not include parttime or seasonal employees)

Department	Prior Year 2022	Current Year 2023	Budget Year 2024
Administration	11	11	14*
Finance	6	6	6
Police	49	50	50
Streets	15	15	17~
Parks	11	11	12+
Planning & Development	8	8	8
Electric	16	16	17&
Water	8.5	10	10
Wastewater/Recycle	14.5	15	16^
Utilities/Public Works	19	21	21
Total	158	163	171

*Addition of Project Manager, Executive Assistant and Assistant Attorney

~Addition of two Building and Grounds maintenance workers

+Addition of Administrative Assistant

&Addition of Tree Trimmer I

^Addition of Utility worker Wastewater Collections



Budget Process

Although Missouri State Statutes only require that General fund and Special Revenue funds be annually appropriated, according to Part I, Article VIII, Section 8.3 of the City of Nixa's Home Rule Charter, all City funds are budgeted. Budgets are viewed as a management control tool and a financial plan to monitor and measure expenditure levels. Budgeting of the enterprise activity is necessary to ensure the level of user rates is sufficient to cover costs and meet bondholder requirements for debt coverage.

The annual budget is adopted before the beginning of the fiscal year. After the budget is established, Council may make any budgetary amendments by Ordinance. The City Council sets the parameters for the annual budget process, including priority of services, balancing the budget and internal controls.

The budget calendar for the City of Nixa's 2024 Budget is as follows:

- \$ September 1
 - Deadline for operating budgets, personnel requests, and basic project set-up
- \$ September 5
 - Project set-up complete – available for entry into budget
- \$ September 5-8
 - Meetings with Executive Leadership and Finance Director to discuss departmental operating budget.
- \$ September 15
 - Capital Budgets due.
- \$ September 18 (6:00 pm)
 - Budget Work Session with Council to present preliminary Budget.
- \$ October 10 (6:00 pm)
 - Budget Draft presented to Council.
- \$ October 23
 - Final CIP plan presented to Council as well as any other changes.
- \$ November 6
 - Public improvements included in the CIP plan presented to Planning and Zoning Commission for approval.
- \$ November 13
 - Council Meeting – Final draft presented to Council.
- \$ November 27
 - First reading of budget Ordinance
- \$ December 11
 - Second reading – adoption of budget ordinance
 - Resolution for 5-year CIP presented to Council.



Basis of Budgeting

The City of Nixa uses a “cash basis” of budgeting for all fund types. This means that the city budget is based on expected cash receipts and disbursements. Encumbrances and depreciation are not budgeted. The City’s total proposed expenditures may not exceed the estimated revenues to be received plus any unencumbered cash reserves estimated to be on hand at the beginning of the budget year. In the case of an emergency or a contingency, which was not reasonably foreseeable, a budget amendment would be required.

The City’s budget represents a financial plan for the fiscal year setting forth all estimated expenditures, revenues, and other financing sources for the ensuing budget year, together with the corresponding figures for the previous fiscal year. In estimating the anticipated revenues, consideration must be given to any unexpected surpluses and the historical data of sales tax receipts. Further, the budget must show a balanced relationship between the total proposed expenditures and the total anticipated revenues with the inclusion of beginning funds.

Basis of Accounting

All governmental fund types use the modified accrual basis of accounting. Under the modified accrual basis of accounting, revenues are recognized when susceptible to accrual (i.e., when they become both measurable and available). “Measurable” means the amount of the transaction can be determined and “available” means collectible within the current period or soon enough thereafter to be used to pay liabilities of the current period. Expenditures are recorded when the related fund liability is incurred. Principal and interest on general long-term debt are recorded as fund liabilities when due. Those revenues susceptible to accrual are sales and use taxes, Missouri County Aid Road Trust (CART) funds, and franchise tax.

Proprietary fund types utilize the accrual basis of accounting. Under this method, revenues are recorded when earned and expenses are recorded at the time liabilities are incurred.



Bridging the Basis of Budgeting and Accounting

Some of the differences between the cash basis of budgeting and the accrual method of accounting are:

Debt payment for principal – budgeted as an expense item, adjusted at year-end against the liability.

Depreciation - recorded for proprietary funds on an accrual basis, eliminated for budget purposes.

Encumbrances – recorded as a reserve of fund balance on the modified accrual basis, on a cash basis for budgeting recorded as a reserve of budgeted funds.

Compensated Absences – adjusted annually using the accrual method, not budgeted but absorbed by turnover and usage.

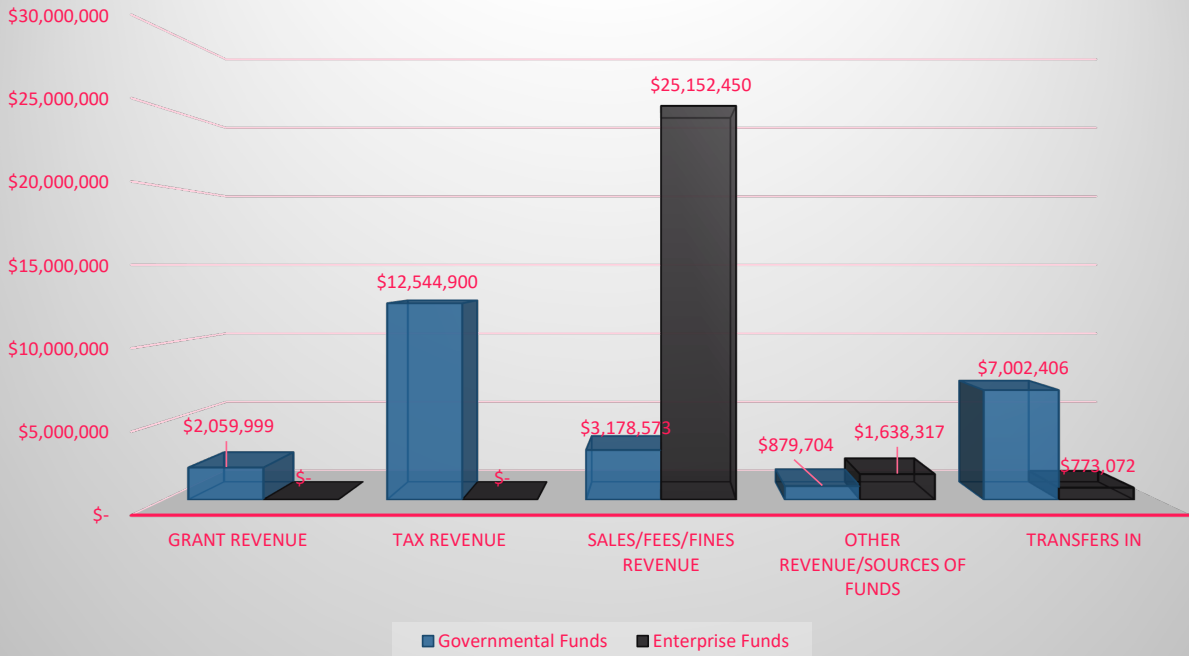
Tax revenue accruals – even though tax revenues are accrued when they become collectible, it will translate to twelve months of tax revenue matching twelve months of budgeted revenue.



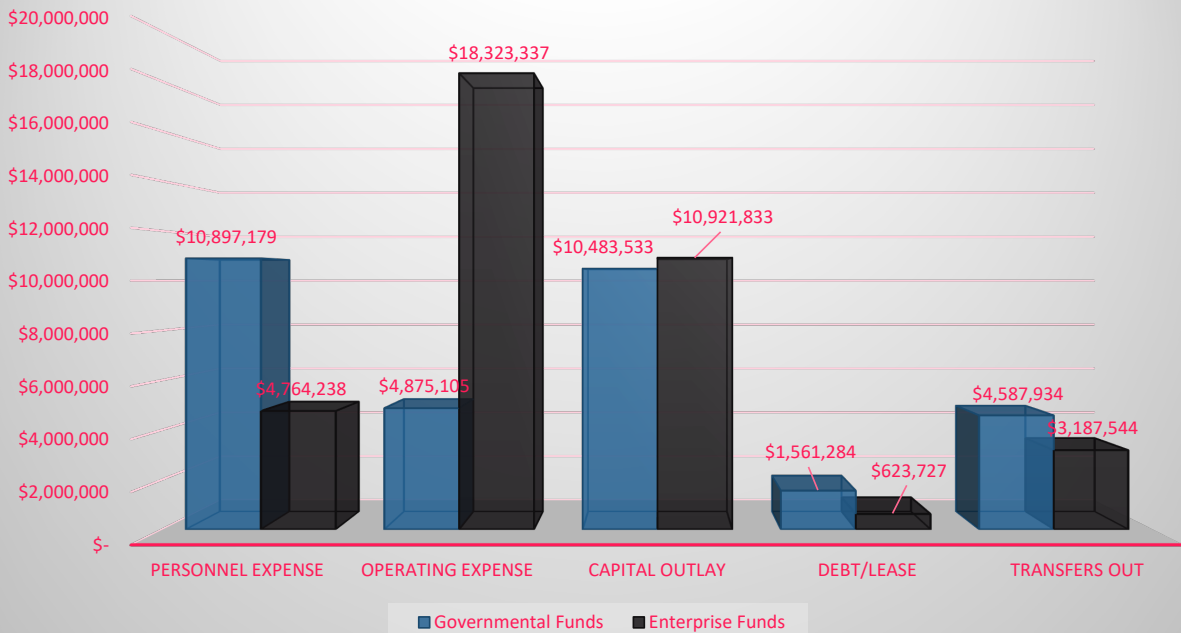
City of Nixa, Missouri 2024 Budget Dashboard

	1/1/2024 Estimated Beginning Cash Balance	Grant Revenue	Tax Revenue	Sales/Fees/Fines Revenue	Other Revenue/Sources of funds	Transfers In	Total Revenue	Personnel Expense	Operating Expense	Capital Outlay	Debt/Lease	Transfers Out	Total Expense	Revenue over Expenses	Restricted Reserves	Interfund Activity	12/31/2024 Estimated Ending Balance Unrestricted Funds	percentage of Gen Fund	operations as percentage of rev
General Fund																			
Administration	\$ 9,509,537		\$ 7,049,036	\$ 1,628,068	\$ 305,325	\$ 3,921,529	\$ 12,903,959	\$ 1,724,266	\$ 1,720,273	\$ 1,185,453	\$ 826,125	\$ 42,926	\$ 5,499,043	\$ 7,404,916	\$ (4,662,966)	\$ -	\$ 12,251,487		
Communications							-	188,848	104,530				293,378	(293,378)			(293,378)	2.39%	
Finance							-	533,827	53,820				587,647	(587,647)			(587,647)	4.80%	
Legal							-	334,289	46,780				381,069	(381,069)			(381,069)	3.11%	
Economic Development							-	-	49,625				49,625	(49,625)			(49,625)	0.41%	
Human Resources							-	196,172	39,300				235,472	(235,472)			(235,472)	1.92%	
Police		9,867	2,652,954	31,620	43,600		2,738,041	4,657,217	619,923	1,995,618	668,947	12,458	7,954,163	(5,216,122)		1,200,000	(4,016,122)	32.78%	
Park		500		1,150,635	186,801	2,000,000	3,337,936	1,352,719	531,464	2,106,000		605	3,990,788	(652,852)			(652,852)	5.33%	
Planning & Development				364,000	750		364,750	690,383	105,038	167,000		2,611	965,033	(600,283)			(600,283)	4.90%	
Stormwater				-	4,400	852,787	857,187	4,100	93,000	852,787			949,887	(92,700)			(92,700)	0.76%	
Total General Fund	\$ 9,509,537	\$ 10,367	\$ 9,701,990	\$ 3,174,323	\$ 540,876	\$ 6,774,316	\$ 20,201,872	\$ 9,681,820	\$ 3,363,753	\$ 6,306,858	\$ 1,495,072	\$ 58,600	\$ 20,906,104	\$ (704,232)	\$ (4,662,966)	\$ 1,200,000	\$ 5,342,339	56.39%	96.78%
Special Revenue Funds																			
Streets/ Central Garage	\$ 4,282,313	\$ 2,049,632	\$ 2,842,910	\$ 4,250	\$ 177,566	\$ 228,090	\$ 5,202,448	\$ 1,215,359	\$ 1,511,352	\$ 4,176,674	\$ 66,212	\$ 344,499	\$ 7,314,096	\$ (2,011,648)	\$ (748,584)	\$ -	\$ 1,522,061		57.92%
ARPA	4,330,895				161,262		161,262					4,184,835	4,184,835	(4,023,573)			307,322		
Total Special Revenue Funds	\$ 8,613,208	\$ 2,049,632	\$ 2,842,910	\$ 4,250	\$ 338,828	\$ 228,090	\$ 5,463,710	\$ 1,215,359	\$ 1,511,352	\$ 4,176,674	\$ 66,212	\$ 4,529,334	\$ 11,498,931	\$ (6,035,221)	\$ (748,584)	\$ -	\$ 1,829,403		
Total Governmental Funds	\$ 18,122,745	\$ 2,059,999	\$ 12,544,900	\$ 3,178,573	\$ 879,704	\$ 7,002,406	\$ 25,665,583	\$ 10,897,179	\$ 4,875,105	\$ 10,483,533	\$ 1,561,284	\$ 4,587,934	\$ 32,405,035	\$ (6,739,453)	\$ (5,411,550)	\$ -	\$ 7,171,742		
Enterprise Funds																			
Electric	\$ 19,081,308			\$ 17,712,250	\$ 788,192		\$ 18,500,442	\$ 2,176,171	\$ 14,330,507	\$ 3,753,575	\$ 40,000	\$ 1,826,107	\$ 22,126,360	\$ (3,625,918)	\$ (3,708,919)	\$ (1,200,000)	\$ 10,546,471		99.09%
Water/ Utility Billing	5,595,146			3,585,250	371,246	773,072	4,729,568	1,479,643	2,146,485	2,702,122	431,527	708,053	7,467,831	(2,738,263)	(1,029,739)		1,827,144		91.64%
Wastewater/Recycle	6,706,597			3,854,950	478,879		4,333,829	1,108,423	1,846,345	4,466,136	152,200	653,383	8,226,488	(3,892,659)	(1,030,953)		1,782,985		83.26%
Total Enterprise Funds	\$ 31,383,051	\$ -	\$ -	\$ 25,152,450	\$ 1,638,317	\$ 773,072	\$ 27,563,839	\$ 4,764,238	\$ 18,323,337	\$ 10,921,833	\$ 623,727	\$ 3,187,544	\$ 37,820,679	\$ (10,256,840)	\$ (5,769,611)	\$ (1,200,000)	\$ 14,156,600		
Total Government, ALL FUNDS	\$ 49,505,796	\$ 2,059,999	\$ 12,544,900	\$ 28,331,023	\$ 2,518,021	\$ 7,775,478	\$ 53,229,421	\$ 15,661,417	\$ 23,198,443	\$ 21,405,366	\$ 2,185,011	\$ 7,775,478	\$ 70,225,714	\$ (16,996,293)	\$ (11,181,161)	\$ -	\$ 21,328,342		

Revenues by Category



Expenses by Category



20

24

**CAPITAL
BUDGET**





Capital Projects by Department

Administration

- Building Improvements \$755,453
- Intangible Assets \$430,000
- Total** **\$1,185,453**

Police

- Buildings \$1,562,138
- Building Improvements \$ 169,591
- Equipment \$ 263,889
- Total** **\$1,995,618**

Parks

- Infrastructure \$2,106,000
- Total** **\$2,106,000**

Planning & Development

- Intangible Assets \$150,000
- Vehicles \$ 17,000
- Total** **\$167,000**

Stormwater

- Infrastructure \$852,787
- Total** **\$852,787**

Streets

- Building Improvements \$ 169,591
- Vehicles \$ 183,000
- Equipment \$ 37,500
- Infrastructure \$3,786,583
- Total** **\$4,176,674**

Electric

- Building Improvements \$ 365,075
- Vehicles \$ 605,000
- Equipment \$ 20,500
- Infrastructure \$2,763,000
- Total** **\$3,753,575**

Water

- Building Improvements \$ 441,388
- Vehicles \$ 228,734
- Equipment \$ 670,000
- Infrastructure \$ 1,350,000
- Total** **\$2,690,122**

Utility Billing

- Payment Kiosks \$ 12,000
- Total** **\$ 12,000**

Wastewater/Recycle

- Building Improvements \$ 395,136
- Vehicles \$ 300,000
- Equipment \$ 296,000
- Infrastructure \$3,475,000
- Total** **\$4,466,136**

TOTAL CAPITAL

- Buildings \$ 1,562,138
- Building Improvements \$ 2,296,235
- Vehicles \$ 1,333,734
- Equipment \$ 1,299,889
- Infrastructure \$14,333,370
- Intangible Assets \$ 580,000
- Total** **\$21,405,366**



City of Nixa, Missouri
2024 Capital Improvement Project Budget

CIP by Department

Department	Total Capital Budget
Administration	\$ 1,185,453
Police	1,995,618
Park	2,106,000
Planning & Development	167,000
Stormwater	852,787
Street	4,176,674
Electric	3,753,575
Water	2,690,122
Utility Billing	12,000
Wastewater/Recycle	4,466,136
TOTAL	\$ 21,405,365

CIP by Category

Category	Total Capital Budget
Improvements	\$ -
Buildings	1,562,138
Building Improvements	2,296,235
Vehicles	1,333,734
Equipment	1,299,889
Infrastructure	14,333,370
Intangible Assets	580,000
TOTAL	\$ 21,405,365

City of Nixa, Missouri Capital Improvement Plan 2024-2028

Electric Fund		2024	2025	2026	2027	2028
		Budget	Requested	Requested	Requested	Requested
Description	Category					
CITY HALL REMODEL	Building Improvements	\$ 365,074.59				
LEANN TO NICHOLAS TIE LINE*	Infrastructure	283,000.00	0.00	0.00	0.00	0.00
AMI METER REPLACEMENT	Infrastructure	225,000.00	2,500,000.00	0.00	0.00	0.00
TRACKER TO CHEYENNE TIE*	Infrastructure	794,000.00	0.00	0.00	0.00	0.00
SMALL BUCKET TRUCK^	Vehicles	215,000.00	0.00	0.00	0.00	0.00
SOUTH TRUMAN*	Infrastructure	220,000.00	0.00	0.00	0.00	0.00
NORTH MAIN CIRCUIT	Infrastructure	100,000.00	500,000.00	0.00	0.00	0.00
TWO MAN BUCKET TRUCK^	Vehicles	390,000.00	0.00	0.00	0.00	0.00
URD 3-PHASE TO NEW OAKMONT LIFT STATION	Infrastructure	390,000.00	0.00	0.00	0.00	0.00
URD 3-PHASE EXTENSION ALONG S. TRUMAN	Infrastructure	451,000.00	0.00	0.00	0.00	0.00
SUBSTATION ADDITIONS	Infrastructure	300,000.00	5,000,000.00	5,000,000.00	0.00	0.00
GRAPPLE FOR SKID STEERER	Equipment	5,500.00	0.00	0.00	0.00	0.00
POLE CLAW FOR SKID STEERER	Equipment	15,000.00	0.00	0.00	0.00	0.00
OZARK ST RECONDUCTOR	Infrastructure	0.00	275,000.00	0.00	0.00	0.00
UPGRADE OLD WILDERNESS AREA	Infrastructure	0.00	525,000.00	0.00	0.00	0.00
FORESTRY BUCKET TRUCK	Vehicles	0.00	225,000.00	0.00	0.00	0.00
BACK YARD MACHINE WITH MATERIAL HANDLER	Equipment	0.00	280,000.00	0.00	0.00	0.00
SERVICE BUCKET TRUCK	Vehicles	0.00	300,000.00	0.00	0.00	0.00
DIGGER TRUCK	Vehicles	0.00	450,000.00	0.00	0.00	0.00
TWO MAN BUCKET	Vehicles	0.00	450,000.00	0.00	0.00	0.00
WEST HWY 14 LIGHTING*	Infrastructure	0.00	250,000.00	0.00	0.00	0.00
W. NORTHVIEW THREE PHASE EAST PORTION	Infrastructure	0.00	0.00	325,000.00	0.00	0.00
NEW BACKHOE	Equipment	0.00	0.00	180,000.00	0.00	0.00
METAL BUILDING AT 1010 EAGLECREST	Buildings	0.00	0.00	122,700.00	0.00	0.00
W. NORTHVIEW THREE PHASE WEST PORTION	Infrastructure	0.00	0.00	0.00	400,000.00	0.00
NEW TWO PERSON BUCKET TRUCK	Vehicles	0.00	0.00	0.00	450,000.00	0.00
OVERHEAD TO URD	Infrastructure	0.00	0.00	0.00	325,000.00	0.00
OVERHEAD TO URD	Infrastructure	0.00	0.00	0.00	0.00	325,000.00
S GREGG RECONDUCT	Infrastructure	0.00	0.00	0.00	0.00	300,000.00

* indicates current active incomplete project - rollover

^ indicates current active project on order

\$	3,753,575	\$	10,755,000	\$	5,627,700	\$	1,175,000	\$	625,000
----	-----------	----	------------	----	-----------	----	-----------	----	---------

Improvements	\$	-
Buildings	\$	-
Building Improvements	\$	365,074.59
Vehicles	\$	605,000.00
Equipment	\$	20,500.00
Infrastructure	\$	2,763,000.00
Intangible Assets	\$	-
	<u>\$</u>	<u>3,753,574.59</u>

City of Nixa, Missouri Capital Improvement Plan 2024-2028

Water Fund		2024	2025	2026	2027	2028
		Budget	Requested	Requested	Requested	Requested
Description	Category					
CITY HALL REMODEL	Building Improvements	\$ 395,909.39				
1010 RESTROOM EXPANSION*	Building Improvements	45,479.00				
TRUCK*	Vehicles	103,734.00				
AMI METERING CONVERSION	Infrastructure	500,000.00	0.00	0.00	0.00	0.00
N MAIN TO HWY CC WATER MAIN	Infrastructure	350,000.00	0.00	0.00	0.00	0.00
REPLACEMENT TRUCK^	Vehicles	125,000.00	0.00	0.00	0.00	0.00
WALNUT CREEK LOOP*	Infrastructure	100,000.00	0.00	0.00	0.00	0.00
BULK FILL WATER STATION #2*	Infrastructure	100,000.00	0.00	0.00	0.00	0.00
SCADA*	Equipment	500,000.00	0.00	0.00	0.00	0.00
TUSCANY WELL GENERATOR	Equipment	70,000.00	0.00	0.00	0.00	0.00
ASHLEY DR. GENERATOR	Equipment	100,000.00	0.00	0.00	0.00	0.00
WATER TOWER #9	Infrastructure	300,000.00	2,700,000.00	0.00	0.00	0.00
NEW EXCAVATOR	Equipment	0.00	160,000.00	0.00	0.00	0.00
EQUIPMENT BUILDING	Buildings	0.00	150,000.00	0.00	0.00	0.00
DUMP TRUCK	Equipment	0.00	145,000.00	0.00	0.00	0.00
NIXA NORTH LOOP WATER MAIN	Infrastructure	0.00	0.00	1,000,000.00	0.00	0.00
WELL 14	Infrastructure	0.00	0.00	0.00	0.00	1,000,000.00
		<u>\$ 2,690,122</u>	<u>\$ 3,155,000</u>	<u>\$ 1,000,000</u>	<u>\$ -</u>	<u>\$ 1,000,000</u>

* indicates current active incomplete project - rollover

^ indicates current active project on order

Improvements	\$ -
Buildings	\$ -
Building Improvements	\$ 441,388.39
Vehicles	\$ 228,734.00
Equipment	\$ 670,000.00
Infrastructure	\$ 1,350,000.00
Intangible Assets	\$ -
	<u>\$ 2,690,122.39</u>

City of Nixa, Missouri Capital Improvement Plan 2024-2028

Utility Billing - General Fund

Description	Category	2024 Budget	2025 Requested	2026 Requested	2027 Requested	2028 Requested
PAYMENT KIOSK	Equipment	\$ 12,000.00	\$ 500,000.00	\$ -	\$ -	\$ -
		<u>\$ 12,000</u>	<u>\$ 500,000</u>	<u>\$ -</u>	<u>\$ -</u>	<u>\$ -</u>

* indicates current active incomplete project - rollover

^ indicates current active project on order

Improvements	\$ -
Buildings	\$ -
Building Improvements	\$ -
Vehicles	\$ -
Equipment	\$ 12,000.00
Infrastructure	\$ -
Intangible Assets	\$ -
	<u>\$ 12,000.00</u>

City of Nixa, Missouri Capital Improvement Plan 2024-2028

Wastewater Fund		2024	2025	2026	2027	2028
		Budget	Requested	Requested	Requested	Requested
Description	Category					
CITY HALL REMODEL	Building Improvements	\$ 349,657.19				
1010 RESTROOM EXPANSION*	Building Improvements	\$ 45,479.00				
SW REGIONAL LIFT STATION*	Infrastructure	2,700,000.00	0.00	0.00	0.00	0.00
SCADA*	Equipment	36,000.00				
CLARIFIER #1 LINING	Infrastructure	625,000.00	0.00	0.00	0.00	0.00
TUSCANY WW GENERATOR	Equipment	100,000.00	0.00	0.00	0.00	0.00
SLUDGE HOLDING BASIN	Infrastructure	100,000.00	1,000,000.00	0.00	0.00	0.00
UV SYSTEM FOR TUSCANY	Equipment	50,000.00	0.00	0.00	0.00	0.00
GENERATOR AT TIMBERCREEK LIFT STATION	Equipment	55,000.00	0.00	0.00	0.00	0.00
GENERATOR AT BENT WATER LIFT STATION	Equipment	55,000.00	0.00	0.00	0.00	0.00
NEW SLUDGE TRUCK	Vehicles	300,000.00	0.00	0.00	0.00	0.00
NEW BIOXIDE PUMPING SYSTEM FOR BLUEBIRD	Infrastructure	50,000.00	0.00	0.00	0.00	0.00
NEW UV SYSTEM FOR NIXA WWTF	Equipment	0.00	300,000.00	0.00	0.00	0.00
COMPOST FACILITY EXPANSION	Buildings	0.00	300,000.00	0.00	0.00	0.00
BIOXIDE TANKS FOR LIFT STATION	Equipment	0.00	150,000.00	0.00	0.00	0.00
EQUIPMENT BUILDING FOR RECYCLE CENTER	Buildings	0.00	150,000.00	0.00	0.00	0.00
CLARIFIER LINING	Infrastructure	0.00	0.00	700,000.00	0.00	0.00
NEW VACTOR TRUCK	Vehicles	0.00	0.00	0.00	750,000.00	0.00
		\$ 4,466,136	\$ 1,900,000	\$ 700,000	\$ 750,000	\$ -

* indicates current active incomplete project - rollover

^ indicates current active project on order

Improvements	\$ -
Buildings	\$ -
Building Improvements	\$ 395,136.19
Vehicles	\$ 300,000.00
Equipment	\$ 296,000.00
Infrastructure	\$ 3,475,000.00
Intangible Assets	\$ -
	\$ 4,466,136.19

City of Nixa, Missouri Capital Improvement Plan 2024-2028

Administration - General Fund		2024	2025	2026	2027	2028
		Budget	Requested	Requested	Requested	Requested
Description	Category					
ERP SYSTEM*	Intangible Assets	\$ 430,000.00	\$ -	\$ -	\$ -	\$ -
CITY HALL REMODEL	Building Improvements	755,452.64	0.00	0.00	0.00	0.00
CITY WELCOME SIGN	Infrastructure	0.00	150,000.00	0.00	0.00	0.00
WAYFINDING SIGNS	Infrastructure	0.00	100,000.00	0.00	0.00	0.00
CITY HALL PARKING LOT LIGHTING	Infrastructure	0.00	0.00	0.00	0.00	0.00
VEHICLE REPLACEMENT	Vehicles	0.00	0.00	50,000.00	0.00	0.00
DIGITAL SIGN AT CITY HALL	Building Improvements	0.00	0.00	0.00	50,000.00	0.00
CARPET REPLACED AT CITY HALL	Building Improvements	0.00	0.00	0.00	50,000.00	0.00
COUNCIL CHAMBERS REMODEL	Building Improvements	0.00	0.00	0.00	0.00	1,000,000.00
		<u>\$ 1,185,453</u>	<u>\$ 250,000</u>	<u>\$ 50,000</u>	<u>\$ 100,000</u>	<u>\$ 1,000,000</u>

* indicates current active incomplete project - rollover

^ indicates current active project on order

Improvements	\$	-
Buildings	\$	-
Building Improvements	\$	755,452.64
Vehicles	\$	-
Equipment	\$	-
Infrastructure	\$	-
Intangible Assets	\$	430,000.00
	<u>\$</u>	<u>1,185,452.64</u>

City of Nixa, Missouri Capital Improvement Plan 2024-2028

Police - General Fund		2024	2024	2025	2026	2027	2028
		Dept Requested	Budget	Requested	Requested	Requested	Requested
Description	Category						
SHOOTING RANGE - BUILDING*	Buildings		\$ 362,137.76	\$ -	\$ -	\$ -	\$ -
CITY HALL REMODEL	Building Improvements		\$ 169,591.41				
POLICE DEPARTMENT BUILDING	Buildings		1,200,000.00				
PATROL VEHICLE IN-CAR CAMERA SYSTEMS	Equipment		263,889.00	0.00	0.00	0.00	0.00
BODY CAMERAS	Equipment		0.00	285,973.00	0.00	0.00	0.00
TASERS	Equipment		0.00	197,668.00	0.00	0.00	0.00
			<u>\$ 1,995,618</u>	<u>\$ 483,641</u>	<u>\$ -</u>	<u>\$ -</u>	<u>\$ -</u>

* indicates current active incomplete project - rollover

^ indicates current active project on order

Improvements	\$ -
Buildings	\$ 1,562,137.76
Building Improvements	\$ 169,591.41
Vehicles	\$ -
Equipment	\$ 263,889.00
Infrastructure	\$ -
Intangible Assets	\$ -
	<u>\$ 1,995,618.17</u>

City of Nixa, Missouri Capital Improvement Plan 2024-2028

Parks - General Fund

Description	Category	2024 Budget	2025 Requested	2026 Requested	2027 Requested	2028 Requested
TRAIL EXTENSION MCCAULEY PARK*	Infrastructure	\$ 66,000.00	\$ -	\$ -	\$ -	\$ -
POOL LEAK REPAIR	Infrastructure	2,000,000.00	0.00	0.00	0.00	0.00
ROTARY PARK PAVILION*	Infrastructure	40,000.00				
PARKS SPORTS COMPLEX	Buildings	0.00	25,000,000.00	0.00	0.00	0.00
INDOOR AQUATIC CENTER	Buildings	0.00	15,000,000.00	0.00	0.00	0.00
EOFF PARK DEVELOPMENT - NORTH PARCEL	Improvements	0.00	1,000,000.00	1,000,000.00	1,000,000.00	1,000,000.00
DOG PARK RESTROOM	Buildings	0.00	130,000.00	0.00	0.00	0.00
SKATE PARK	Infrastructure	0.00	500,000.00	0.00	0.00	0.00
SPLASH PAD	Infrastructure	0.00	500,000.00	0.00	0.00	0.00
COMMUNITY CENTER FRONT DESK UPGRADES	Building Improvements	0.00	45,000.00	0.00	0.00	0.00
ROTARY PARK BALLFIELD UPGRADES	Improvements	0.00	0.00	825,000.00	0.00	0.00
		<u>\$ 2,106,000</u>	<u>\$ 42,175,000</u>	<u>\$ 1,825,000</u>	<u>\$ 1,000,000</u>	<u>\$ 1,000,000</u>

* indicates current active incomplete project - rollover

^ indicates current active project on order

Improvements	\$ -
Buildings	\$ -
Building Improvements	\$ -
Vehicles	\$ -
Equipment	\$ -
Infrastructure	\$ 2,106,000.00
Intangible Assets	\$ -
	<u>\$ 2,106,000.00</u>

City of Nixa, Missouri Capital Improvement Plan 2024-2028

Planning & Development - General Fund		2024	2025	2026	2027	2028
		Draft	Requested	Requested	Requested	Requested
Description	Category					
COMPREHENSIVE PLAN*	Intangible Assets	\$ 150,000.00	\$ -	\$ -	\$ -	\$ -
TRANSFER OF TRUCK FROM PW	Vehicles	17,000.00				
		<u>\$ 167,000</u>	<u>\$ -</u>	<u>\$ -</u>	<u>\$ -</u>	<u>\$ -</u>

* indicates current active incomplete project - rollover

^ indicates current active project on order

Improvements	\$ -
Buildings	\$ -
Building Improvements	\$ -
Vehicles	\$ 17,000.00
Equipment	\$ -
Infrastructure	\$ -
Intangible Assets	\$ 150,000.00
	<u>\$ 167,000.00</u>

City of Nixa, Missouri Capital Improvement Plan 2024-2028

Stormwater - General Fund		2024	2025	2026	2027	2028
		Draft	Requested	Requested	Requested	Requested
Description	Category					
CHERRY ST STORMWATER*	Infrastructure	\$ 852,787.00	\$ 500,000.00	\$ -	\$ -	\$ -
		<u>\$ 852,787</u>	<u>\$ 500,000</u>	<u>\$ -</u>	<u>\$ -</u>	<u>\$ -</u>

* indicates current active incomplete project - rollover

^ indicates current active project on order

Improvements	\$ -
Buildings	\$ -
Building Improvements	\$ -
Vehicles	\$ -
Equipment	\$ -
Infrastructure	\$ 852,787.00
Intangible Assets	\$ -
	<u>\$ 852,787.00</u>

City of Nixa, Missouri Capital Improvement Plan 2024-2028

Street Fund		2024	2025	2026	2027	2028
		Draft	Requested	Requested	Requested	Requested
Description	Category					
CITY HALL REMODEL	Building Improvements	\$ 169,591.41				
NORTH ST IMPROVEMENTS*	Infrastructure	254,751.00	0.00	0.00	0.00	10,000,000.00
NORTHVIEW RD EXTENSION*	Infrastructure	347,760.00				
ROUNDAABOUT EXPANSION*	Infrastructure	254,072.00				
DUMP TRUCK^	Vehicles	183,000.00	0.00	0.00	0.00	0.00
MAIN, TRACKER TO CC*	Infrastructure	2,450,000.00	0.00	0.00	0.00	0.00
MAIN ST NORTH ST TO 14	Infrastructure	350,000.00	500,000.00	0.00	2,000,000.00	0.00
SALTER REPLACEMENT	Equipment	7,500.00	0.00	0.00	0.00	0.00
CHEYENNE RD MULTI USE PATH*	Infrastructure	130,000.00	752,667.00	0.00	0.00	0.00
2 MOWERS	Equipment	30,000.00				
REPLACEMENT DOZER	Equipment	0.00	200,000.00	0.00	0.00	0.00
SMALL DUMP TRUCK W/SNOW PLOW FOR STREET	Vehicles	0.00	160,000.00	0.00	0.00	0.00
DUMP TRUCK REPLACEMENT	Vehicles	0.00	250,000.00	0.00	0.00	0.00
NEW LINE PAINTER FOR THE STREET DEPT	Equipment	0.00	25,000.00	0.00	0.00	0.00
NEW BACKHOE	Equipment	0.00	0.00	130,000.00	0.00	0.00
		<u>\$ 4,176,674</u>	<u>\$ 1,887,667</u>	<u>\$ 130,000</u>	<u>\$ 2,000,000</u>	<u>\$ 10,000,000</u>

* indicates current active incomplete project - rollover

^ indicates current active project on order

Improvements	\$ -
Buildings	\$ -
Building Improvements	\$ 169,591.41
Vehicles	\$ 183,000.00
Equipment	\$ 37,500.00
Infrastructure	\$ 3,786,583.00
Intangible Assets	\$ -
	<u>\$ 4,176,674.41</u>

CITY OF NIXA, MISSOURI
DEBT SERVICE REQUIREMENTS, ALL FUNDS

<i>Description</i>	Amount Due in 2024			<i>Annual Debt Service Payment</i>	<i>Outstanding as of 12/31/2024</i>	<i>Maturity Date</i>
	<i>Outstanding as of 12/31/2023</i>	<i>Principal</i>	<i>Interest</i>			
Governmental Funds						
PBC Leashold Series 2015 Refunding Bond (2006) City Hall and Police Facility Expansion	810,000	810,000	10,125	820,125	-	8/1/2026*
TOTAL Governmental Funds	\$ 810,000	\$ 810,000	\$ 10,125	\$ 820,125	\$ -	
Enterprise Funds						
Series 2022A Special Obligation Bonds - RDE water system	2,820,000	280,000	103,448	383,448	2,540,000	6/1/2032
Series 2013 WWTP Refunding Certificates of Participation (2006)	175,000	120,000	3,163	123,163	55,000	6/1/2025
TOTAL Enterprise Funds	\$ 2,995,000	\$ 400,000	\$ 106,611	\$ 506,611	\$ 2,595,000	
TOTAL Debt Service Requirements, ALL funds	3,805,000	\$ 1,210,000	\$ 116,736	\$ 1,326,736	2,595,000	

*The City will be redeeming these bonds 1/1/2024 in order to proceed with construction of new Police Building

**CITY OF NIXA, MISSOURI
DEBT SCHEDULE
PUBLIC BUILDING CORPORATION**

SERIES 2015 Leasehold Revenue Refunding Bonds originally issued 2006

Principal amt	\$ 2,885,000	Fees Account Number 11-100-5352000
Interest rate	2.0% - 3.0%	Principal Account Number 11-100-5351003
Issue Date	5/1/2015	Interest Account Number 11-100-5351503
Maturity Date	8/1/2026	

Payment Date	Interest	Principal	Total P&I	Total Annual DS payment	Principal Balance
5/1/2015					\$ 2,885,000
8/1/2015	13,641	205,000	218,641	218,641	2,680,000
2/1/2016	35,725		35,725		2,680,000
8/1/2016	35,725	220,000	255,725	291,450	2,460,000
2/1/2017	33,525		33,525		2,460,000
8/1/2017	33,525	220,000	253,525	287,050	2,240,000
2/1/2018	31,325		31,325		2,240,000
8/1/2018	31,325	225,000	256,325	287,650	2,015,000
2/1/2019	29,075		29,075		2,015,000
8/1/2019	29,075	230,000	259,075	288,150	1,785,000
2/1/2020	26,775		26,775		1,785,000
8/1/2020	26,775	235,000	261,775	288,550	1,550,000
2/1/2021	23,250		23,250		1,550,000
8/1/2021	23,250	240,000	263,250	286,500	1,310,000
2/1/2022	19,650		19,650		1,310,000
8/1/2022	19,650	245,000	264,650	284,300	1,065,000
2/1/2023	15,975		15,975		1,065,000
8/1/2023	15,975	255,000	270,975	286,950	810,000
1/1/2024	10,125	810,000	820,125	820,125	-
TOTALS	\$ 454,366	\$ 2,885,000	\$ 3,339,366	\$ 3,339,366	

The City will be redeeming these bonds, which became callable in August of 2023, in order to proceed with the construction of the new Police Department

CITY OF NIXA, MISSOURI
DEBT SCHEDULE
RDE WATER SYSTEM SPECIAL OBLIGATION BONDS SERIES 2022A

Principal amt \$ 3,085,000
Interest rate 3.86%
Issue Date 10/13/2022
Maturity Date 6/1/2032

Fees Account Number 02-800-5352000
Principal Account Number 02-800-5350000
Interest Account Number 02-800-5350500

Payment Date	Interest	Principal	Total P&I	Admin Fee	Total Annual DS payment	Principal Balance
						\$ 3,085,000
6/1/2023	76,062	265,000	341,062		395,488	2,820,000
12/1/2023	54,426		54,426			2,820,000
6/1/2024	54,426	280,000	334,426		383,448	2,540,000
12/1/2024	49,022		49,022			2,540,000
6/1/2025	49,022	285,000	334,022		377,544	2,255,000
12/1/2025	43,522		43,522			2,255,000
6/1/2026	43,522	295,000	338,522		376,350	1,960,000
12/1/2026	37,828		37,828			1,960,000
6/1/2027	37,828	300,000	337,828		369,866	1,660,000
12/1/2027	32,038		32,038			1,660,000
6/1/2028	32,038	310,000	342,038		368,093	1,350,000
12/1/2028	26,055		26,055			1,350,000
6/1/2029	26,055	320,000	346,055		365,934	1,030,000
12/1/2029	19,879		19,879			1,030,000
6/1/2030	19,879	330,000	349,879		363,389	700,000
12/1/2030	13,510		13,510			700,000
6/1/2031	13,510	345,000	358,510		365,362	355,000
12/1/2031	6,852		6,852			355,000
6/1/2032	6,852	355,000	361,852		361,852	-
TOTALS	\$ 642,324	\$3,085,000	\$3,727,324		\$ 3,727,324	

CITY OF NIXA, MISSOURI
DEBT SCHEDULE
WASTEWATER TREATMENT PLANT
SERIES 2013 COP Refunding Certificates originally issued 2006

Principal amt	\$ 1,335,000	Fees Account Number 03-900-5352000
Interest rate	2.0% - 2.75%	Principal Account Number 03-900-5350000
Issue Date	3/1/2013	Interest Account Number 03-900-5350500
Maturity Date	6/1/2025	

Payment Date	Interest	Principal	Total P&I	Admin/Agent Fees	Total Annual DS payment	Principal Balance
3/1/2013						\$ 1,335,000
6/1/2013	7,034	85,000	92,034			1,250,000
12/1/2013	13,872		13,872		105,906	1,250,000
6/1/2014	13,872	95,000	108,872			1,155,000
12/1/2014	12,922		12,922		121,794	1,155,000
6/1/2015	12,922	100,000	112,922			1,055,000
12/1/2015	11,922		11,922		124,844	1,055,000
6/1/2016	11,922	105,000	116,922			950,000
12/1/2016	10,872		10,872		127,794	950,000
6/1/2017	10,872	105,000	115,872			845,000
12/1/2017	9,822		9,822		125,694	845,000
6/1/2018	9,822	105,000	114,822			740,000
12/1/2018	8,772		8,772		123,594	740,000
6/1/2019	8,772	110,000	118,772			630,000
12/1/2019	7,672		7,672		126,444	630,000
6/1/2020	7,672	115,000	122,672			515,000
12/1/2020	6,450		6,450		129,122	515,000
6/1/2021	6,450	110,000	116,450			405,000
12/1/2021	5,281		5,281		121,731	405,000
6/1/2022	5,281	115,000	120,281			290,000
12/1/2022	3,844		3,844	750	124,875	290,000
6/1/2023	3,844	115,000	118,844			175,000
12/1/2023	2,406		2,406	750	122,000	175,000
6/1/2024	2,406	120,000	122,406			55,000
12/1/2024	756		756	750	123,913	55,000
6/1/2025	756	55,000	55,756			-
TOTALS	\$ 196,215	\$ 1,335,000	\$ 1,531,215		\$ 1,533,465	

20

24

**OPERATING
BUDGET**





Detailed Revenue and Expense Budgets by Fund and Department

General Fund

- Department 100 – Administration (Revenue & Expense)
- Department 120 – Communications (Expense)
- Department 130 – Finance (Expense)
- Department 160 – Legal (Expense)
- Department 175 – Economic Development (Revenue & Expense)
- Department 190 – Human Resources (Expense)
- Department 200 – Police (Revenue & Expense)
- Department 400 – Parks (Revenue & Expense)
- Department 500 – Planning & Development (Revenue & Expense)
- Department 600 – Stormwater (Revenue & Expense)

Special Revenue Funds

1. Streets
 - Department 300 – Streets (Revenue & Expense)
 - Department 350 – Central Garage (Expense)
2. ARPA
 - Department 111 – ARPA (Revenue & Expense)

Enterprise Funds

1. Electric
 - Department 700 – Electric (Revenue & Expense)
2. Water
 - Department 800 – Water (Revenue & Expense)
 - Department 850 – Utility Billing (Expense)
3. Wastewater
 - Department 900 – Wastewater (Revenue & Expense)
 - Department 950 – Recycle (Expense)



City of Nixa, Missouri 2024 Operating and Capital Budget

Fund: 11 GENERAL

Department: 100 ADMINISTRATION

		2022	2023	2023	2024
		Activity	Amended Budget	Activity	Budget
Revenues					
TRANSFER IN					
11-100-400000	Administrative Fees	1,333,272.96	1,502,219.00	1,129,736.72	1,715,529.25
11-100-4011100	Transfers In - Arpa Funds	288,585.77	853,284.53	169,550.19	1,156,000.00
11-100-4450000	In Lieu Of Taxes	1,171,764.80	1,035,000.00	821,970.52	1,050,000.00
TRANSFER IN		\$ 2,793,623.53	\$ 3,390,503.53	\$ 2,121,257.43	\$ 3,921,529.25
OTHER INCOME					
11-100-4001400	Employee Reimbursement	-	-	810.76	-
11-100-4020000	Interest	135,126.54	132,250.00	227,060.49	302,325.21
11-100-4300000	Contracts	(2,867.15)	(10,000.00)	254.72	-
11-100-4350000	Miscellaneous	6,242.49	3,000.00	47,913.30	3,000.00
11-100-4465000	Insurance Refunds	400.00	-	132.72	-
OTHER INCOME		\$ 138,901.88	\$ 125,250.00	\$ 276,171.99	\$ 305,325.21
SALES, FEES, FINES					
11-100-4100100	Business Licenses	38,015.00	38,000.00	37,182.50	38,000.00
11-100-4100150	Liquor License	-	-	1,200.00	-
11-100-4100400	Golf Cart Permits	800.00	700.00	735.00	700.00
11-100-4180000	Rent Paid By Mshp	1,200.00	1,200.00	1,005.00	-
11-100-4300300	Sanitation	1,431,200.44	1,415,885.00	1,200,129.36	1,566,768.40
11-100-4310000	Sanitation Penalties	13,649.87	15,000.00	9,604.86	15,000.00
11-100-4480000	Small Cell Encroachment Permit	9,900.00	7,500.00	7,800.00	7,500.00
11-100-4510000	Sale Of Surplus Items	124.00	-	388.00	-
11-100-4550300	Sale Code Books & Maps	20.00	100.00	-	100.00
SALES, FEES, FINES		\$ 1,494,909.31	\$ 1,478,385.00	\$ 1,258,044.72	\$ 1,628,068.40
TAXES					
11-100-4200000	Cable Tv Franchise	115,367.83	124,440.00	105,769.92	117,000.00
11-100-4700000	Surcharge Tax	37,799.58	40,003.00	37,406.41	40,003.00

		2022	2023	2023	2024
		Activity	Amended Budget	Activity	Budget
11-100-4710000	Taxes - Real Estate	1,015,551.00	992,497.00	844,638.48	1,133,985.78
11-100-4720000	Taxes - Interest	3,784.01	5,400.00	2,197.22	5,400.00
11-100-4800000	Taxes - 1-Cent City Sales	3,663,449.85	3,626,741.00	2,781,589.26	3,848,004.11
11-100-4830000	Use Tax	853,580.19	818,805.00	809,070.01	1,302,537.76
11-100-4880000	Gas Franchise Tax	538,895.56	474,915.00	592,601.99	600,000.00
11-100-4900000	Financial Inst Tax	1,427.79	1,500.00	1,365.29	1,500.00
11-100-4920000	Rail & Util Tax	8,982.08	9,000.00	10,547.59	605.00
TAXES		\$ 6,238,837.89	\$ 6,093,301.00	\$ 5,185,186.17	\$ 7,049,035.65

Total Revenues - Administration		\$ 10,666,272.61	\$ 11,087,439.53	\$ 8,840,660.31	\$ 12,903,958.51
----------------------------------------	--	-------------------------	-------------------------	------------------------	-------------------------

Appropriations

OPERATING EXPENSE

11-100-5101000	Advertising	-	-	24.98	-
11-100-5101001	Sponsorship	1,700.00	5,000.00	-	5,000.00
11-100-5105000	Building Maintenance - Supplies	2,810.89	8,000.00	872.91	5,000.00
11-100-5105500	Building Maintenance Services	11,623.93	15,000.00	15,344.32	18,000.00
11-100-5106000	Building Repairs	9,922.02	30,000.00	11,621.27	35,000.00
11-100-5108004	City Administrator Expenses	7,512.28	10,000.00	12,236.26	12,000.00
11-100-5110102	Computer Subscription It Services	1,375.00	2,000.00	-	7,300.00
11-100-5110503	Computer Services	12,714.04	16,955.00	13,042.02	15,000.00
11-100-5110504	Computer Services - Billable	182.00	2,750.00	1,030.82	2,750.00
11-100-5111000	Computer Equipment	5,105.59	10,000.00	-	8,600.00
11-100-5117500	Dues And Licenses	5,934.24	7,500.00	4,536.68	7,500.00
11-100-5118500	Emergency Management	-	-	-	6,100.00
11-100-5118501	Election	14,837.85	15,000.00	7,457.93	15,000.00
11-100-5123500	Equipment Rental	-	-	110.00	-
11-100-5124500	Facilities Supplies	2,786.88	3,500.00	3,441.76	3,500.00
11-100-5130000	Gasoline & Diesel	238.63	500.00	263.15	500.00
11-100-5130050	Grant Expense	288,585.77	-	-	-
11-100-5131000	Grounds Maintenance	1,468.37	3,000.00	357.87	3,000.00

		2022	2023	2023	2024
		Activity	Amended Budget	Activity	Budget
11-100-5132500	Insurance And Bonds	20,929.49	22,604.00	25,018.37	22,604.00
11-100-5132555	Insurance Broker Fee	1,417.00	1,460.00	1,501.00	1,460.00
11-100-5132560	Janitorial Supplies	985.14	2,000.00	1,138.62	2,000.00
11-100-5135500	Maintenance/Service Contracts	6,447.31	1,971.00	2,690.92	3,600.00
11-100-5136000	Mayor & Council	27,318.33	25,000.00	16,652.74	25,000.00
11-100-5138000	Merchant Card Fees	4,898.72	5,000.00	9,978.36	5,000.00
11-100-5142400	Miscellaneous Services	849.75	2,000.00	987.65	2,000.00
11-100-5142502	Miscellaneous Supplies	613.41	2,500.00	297.05	2,500.00
11-100-5143500	Mosquito	8,228.00	8,500.00	8,442.00	9,500.00
11-100-5145000	Natural Gas	4,973.66	4,500.00	4,599.10	6,500.00
11-100-5147000	Newsletter	-	800.00	-	-
11-100-5147500	Legal Ads - Unreimbursed	143.41	1,500.00	156.24	500.00
11-100-5149900	Office Forms & Printing	2,835.69	1,000.00	333.13	1,000.00
11-100-5150000	Office Supplies	1,588.04	2,000.00	1,937.45	2,500.00
11-100-5150100	Office Equipment-Repairs	-	200.00	-	-
11-100-5157500	Postage And Freight	1,588.15	2,000.00	1,576.78	2,000.00
11-100-5160000	Professional Fees	32,534.17	115,944.53	41,510.49	15,000.00
11-100-5160002	Professional Fees-Attorney	-	5,000.00	-	5,000.00
11-100-5160150	Promotional Items	730.26	1,500.00	90.02	-
11-100-5170000	Tax-Reassessment Fees	10,045.82	8,500.00	8,551.86	8,500.00
11-100-5170100	Tax-Collector Fees	30,137.44	26,500.00	25,655.59	26,500.00
11-100-5172000	Special Events	1,790.91	3,000.00	606.07	-
11-100-5172010	Events	60.63	3,000.00	1,708.71	6,000.00
11-100-5174002	Trash Service	1,299,629.47	1,288,455.00	1,143,481.82	1,425,759.25
11-100-5177500	Telecommunications	372.68	1,000.00	50.36	1,000.00
11-100-5181000	Trackable Assets < \$5000	18,104.11	7,000.00	4,870.37	2,000.00
11-100-5185000	Vehicle Maintenance	9.03	100.00	-	100.00
OPERATING EXPENSE		\$ 1,843,028.11	\$ 1,672,239.53	\$ 1,372,174.67	\$ 1,720,273.25
PERSONNEL					
11-100-5120000	Employment Costs	95.31	1,000.00	1,651.06	1,000.00
11-100-5127500	First Aid Claims	-	100.00	-	100.00
11-100-5137500	Meetings And Training	4,298.52	12,000.00	6,572.76	14,000.00

		2022	2023	2023	2024
		Activity	Amended Budget	Activity	Budget
11-100-5250005	Salaries For Mayor And Council	10,000.00	9,360.00	6,160.00	9,360.00
11-100-5250500	Payroll Taxes	70,842.72	80,964.00	62,383.67	92,894.45
11-100-5251000	Group Insurance	143,963.74	156,645.00	115,365.47	168,467.60
11-100-5251500	Lagers	138,675.31	159,214.00	122,857.22	196,598.80
11-100-5252500	Education	-	5,000.00	-	5,000.00
11-100-5253500	Wellness Program	-	350.00	-	350.00
11-100-5254000	Uniforms	76.81	1,000.00	-	2,100.00
11-100-5255000	Work Comp Premium	22,087.89	18,807.00	15,555.39	16,800.00
PERSONNEL		\$ 1,336,427.13	\$ 1,483,898.00	\$ 1,141,912.67	\$ 1,724,265.54
DEBT					
11-100-5351003	Principal-Ch & Pd Expansion	245,000.00	255,000.00	255,000.00	810,000.00
11-100-5351503	Interest-Ch & Pd Expansion	35,522.99	31,950.00	15,941.81	10,125.00
11-100-5352000	Agent Fees	2,968.00	3,500.00	2,968.00	6,000.00
DEBT		\$ 283,490.99	\$ 290,450.00	\$ 273,909.81	\$ 826,125.00
CAPITAL					
11-100-5450011	Intangible Assets	-	759,384.00	139,217.06	430,000.00
11-100-5451000	Improvements	-	40,000.00	-	-
11-100-5451004	Building Improvements	112,993.14	7,100.00	6,496.67	755,452.64
11-100-4542500	Infrastructure	10,650.00	80,000.00	-	-
CAPITAL		\$ 123,643.14	\$ 886,484.00	\$ 145,713.73	\$ 1,185,452.64
TRANSFER OUT					
11-100-5490001	Transfers Out-Central Garage	69.60	108.00	35.38	108.00
11-100-5490002	Transfers Out-Utility Billing	30,524.13	39,471.00	16,408.86	42,818.08
TRANSFER OUT		30,593.73	39,579.00	16,444.24	42,926.08
Total Expense - Administration		\$ 3,541,066.30	\$ 4,372,650.53	\$ 2,950,155.12	\$ 5,499,042.51
Fund 11 - GENERAL:Administration					
TOTAL ESTIMATED REVENUES		\$ 10,666,272.61	\$ 11,087,439.53	\$ 8,840,660.31	\$ 12,903,958.51
TOTAL APPROPRIATIONS		3,541,066.30	4,372,650.53	2,950,155.12	5,499,042.51
NET OF REVENUES & APPROPRIATIONS:		\$ 7,125,206.31	\$ 6,714,789.00	\$ 5,890,505.19	\$ 7,404,916.00



City of Nixa, Missouri 2024 Operating and Capital Budget

Fund:11 GENERAL

Department: 120 COMMUNICATIONS

		2022	2023	2023	2024
		Activity	Amended Budget	Activity	Budget
Appropriations					
OPERATING EXPENSE					
11-120-5101000	Advertising	-	5,000.00	-	5,000.00
11-120-5110102	Computer Subscription It Services	-	-	-	7,000.00
11-120-5110503	Computer Services	17,245.42	21,033.00	16,769.88	20,000.00
11-120-5110504	Computer Services - Billable	205.68	1,100.00	846.58	1,100.00
11-120-5111000	Computer Equipment	-	4,000.00	-	4,000.00
11-120-5117500	Dues, Licenses & Memberships	1,047.79	2,000.00	1,188.00	1,440.00
11-120-5130000	Gasoline & Diesel	40.20	-	46.26	150.00
11-120-5135500	Maintenance/Service Contracts	468.53	1,630.00	781.84	550.00
11-120-5142400	Miscellaneous Services	3,020.00	5,000.00	(20.00)	5,000.00
11-120-5142500	Miscellaneous	-	1,000.00	-	1,000.00
11-120-5147500	Newspaper Publications	126.06	300.00	179.54	590.00
11-120-5149900	Office Forms & Printing	5,910.86	5,000.00	332.14	5,000.00
11-120-5150000	Office Supplies	699.45	1,000.00	780.04	1,000.00
11-120-5157500	Postage And Freight	116.05	-	97.02	200.00
11-120-5160000	Professional Fees	24.83	818.00	851.58	40,500.00
11-120-5160150	Promotional Items	4,730.81	5,000.00	5,602.29	8,000.00
11-120-5169002	Subscriptions	-	-	19.98	-
11-120-5177500	Telecommunications	1,381.09	1,300.00	905.82	2,000.00
11-120-5181000	Trackable Assets < \$5000	4,020.99	2,000.00	608.00	2,000.00
OPERATING EXPENSE		\$ 39,037.76	\$ 56,181.00	\$ 28,988.97	\$ 104,530.00
PERSONNEL					
11-120-5120000	Employment Costs	120.56	200.00	-	200.00
11-120-5137500	Meetings And Training	2,325.57	4,000.00	2,356.86	4,420.00
11-120-5142000	Mileage	296.83	1,000.00	302.25	1,000.00
11-120-5250000	Salaries	102,855.37	110,807.00	93,456.92	133,032.27

		2022	2023	2023	2024
		Activity	Amended Budget	Activity	Budget
11-120-5250500	Payroll Taxes	7,279.75	8,593.00	6,668.21	10,176.96
11-120-5251000	Group Insurance	17,893.38	19,263.00	15,588.02	17,719.44
11-120-5251500	Lagers	15,240.60	17,064.00	14,438.85	21,643.69
11-120-5254000	Uniforms	206.09	-	-	500.00
11-120-5255000	Work Comp Premium	-	148.00	143.60	156.00
PERSONNEL		\$ 146,218.15	\$ 161,075.00	\$ 132,954.71	\$ 188,848.36
<hr/>					
Total Expense - Communications		\$ 185,255.91	\$ 217,256.00	\$ 161,943.68	\$ 293,378.36
<hr/>					
Fund 11 - GENERAL: Communications					
TOTAL ESTIMATED REVENUES		\$ -	\$ -	\$ -	\$ -
TOTAL APPROPRIATIONS		185,255.91	217,256.00	161,943.68	293,378.36
NET OF REVENUES & APPROPRIATIONS:		\$ (185,255.91)	\$ (217,256.00)	\$ (161,943.68)	\$ (293,378.36)



City of Nixa, Missouri 2024 Operating and Capital Budget

Fund: 11 GENERAL

Department: 130 FINANCE

		2022	2023	2023	2024
		Activity	Amended Budget	Activity	Budget
Appropriations					
OPERATING EXPENSE					
11-130-5102550	Audit Expense	5,400.00	7,500.00	6,500.00	6,900.00
11-130-5110102	Computer Subscription It Services	-	-	-	7,000.00
11-130-5110503	Computer Services	12,406.55	17,663.00	13,964.02	17,000.00
11-130-5110504	Computer Services - Billable	169.31	1,650.00	1,240.17	-
11-130-5111000	Computer Equipment	1,555.80	3,000.00	2,703.97	2,400.00
11-130-5117500	Dues And Licenses	924.78	800.00	840.00	1,070.00
11-130-5135500	Maintenance/Service Contracts	2,076.79	3,361.00	2,789.65	2,800.00
11-130-5142500	Miscellaneous	563.45	500.00	780.00	500.00
11-130-5147500	Legal Ads - Unreimbursed	1,123.44	1,000.00	892.80	1,000.00
11-130-5149900	Office Forms & Printing	109.97	250.00	51.92	250.00
11-130-5150000	Office Supplies	1,894.05	2,500.00	2,625.92	2,800.00
11-130-5151000	Office Furniture	-	-	-	6,000.00
11-130-5157500	Postage And Freight	109.30	500.00	85.90	500.00
11-130-5160000	Professional Fees	1,986.80	5,453.00	6,031.98	5,000.00
11-130-5177500	Telecommunications	871.13	250.00	452.91	600.00
OPERATING EXPENSE		\$ 29,191.37	\$ 44,427.00	\$ 38,959.24	\$ 53,820.00
PERSONNEL					
11-130-5120000	Employment Costs	541.70	250.00	-	250.00
11-130-5127500	First Aid Claims	-	100.00	-	-
11-130-5137500	Meetings And Training	8,626.80	12,500.00	10,204.26	15,700.00
11-130-5142000	Mileage	1,122.06	1,200.00	1,040.73	1,500.00
11-130-5250000	Salaries	354,839.03	341,423.00	290,973.14	369,848.29
11-130-5250500	Payroll Taxes	25,591.75	26,467.00	21,389.55	28,293.40
11-130-5251000	Group Insurance	55,277.37	59,429.00	51,363.77	57,113.04
11-130-5251500	Lagers	48,082.05	52,579.00	44,402.68	59,842.10
11-130-5253500	Wellness Program	-	300.00	-	-

		2022	2023	2023	2024
		Activity	Amended Budget	Activity	Budget
11-130-5254000	Uniforms	536.01	1,000.00	51.02	800.00
11-130-5255000	Work Comp Premium	-	457.00	442.46	480.00
PERSONNEL		494,616.77	495,705.00	419,867.61	533,826.83
Total Expense - Finance		523,808.14	540,132.00	448,592.52	587,646.83

Fund 11 - GENERAL: Finance

TOTAL ESTIMATED REVENUES	\$	-	\$	-	\$	-	\$	-
TOTAL APPROPRIATIONS		523,808.14		540,132.00		448,592.52		587,646.83
NET OF REVENUES & APPROPRIATIONS:	\$	(523,808.14)	\$	(540,132.00)	\$	(448,592.52)	\$	(587,646.83)



City of Nixa, Missouri 2024 Operating and Capital Budget

Fund: 11 GENERAL

Department: 160 LEGAL

		2022	2023	2023	2024
		Activity	Amended Budget	Activity	Budget
Appropriations					
OPERATING EXPENSE					
11-160-5110102	Computer Subscription It Services	-	-	-	7,000.00
11-160-5110503	Computer Services	16,667.95	20,769.00	15,743.51	19,280.00
11-160-5110504	Computer Services - Billable	140.17	875.00	750.27	1,000.00
11-160-5111000	Computer Equipment	-	-	2,266.16	2,000.00
11-160-5117500	Dues And Licenses	689.78	1,500.00	1,390.00	1,500.00
11-160-5135500	Maintenance/Service Contracts	396.10	1,971.00	802.33	300.00
11-160-5142500	Miscellaneous	-	100.00	44.00	-
11-160-5149900	Office Forms & Printing	-	200.00	100.94	-
11-160-5150000	Office Supplies	1,517.87	500.00	368.44	500.00
11-160-5157500	Postage And Freight	144.29	200.00	126.48	200.00
11-160-5160000	Professional Fees	12.32	818.00	851.59	-
11-160-5160002	Professional Fees-Attorney	-	-	-	15,000.00
11-160-5177500	Telecommunications	372.17	-	-	-
11-160-5181000	Trackable Assets < \$5,000	804.15	-	-	-
OPERATING EXPENSE		\$ 20,744.80	\$ 26,933.00	\$ 22,443.72	\$ 46,780.00
PERSONNEL					
11-160-5120000	Employment Costs	1,046.56	-	-	-
11-160-5137500	Meetings And Training	973.24	3,000.00	641.76	3,000.00
11-160-5142000	Mileage	-	300.00	-	300.00
11-160-5250000	Salaries	108,466.33	144,180.00	121,094.50	242,375.95
11-160-5250500	Payroll Taxes	8,217.29	11,146.00	9,183.57	18,541.76
11-160-5251000	Group Insurance	9,819.65	16,369.00	14,118.11	30,748.44
11-160-5251500	Lagers	13,523.15	22,204.00	18,111.18	38,919.62
11-160-5254000	Uniforms	19.45	-	-	200.00
11-160-5255000	Work Comp Premium	-	475.00	186.85	203.00
PERSONNEL		\$ 142,065.67	\$ 197,674.00	\$ 163,335.97	\$ 334,288.77

	2022 Activity	2023 Amended Budget	2023 Activity	2024 Budget
Total Expense - Legal	\$ 162,810.47	\$ 224,607.00	\$ 185,779.69	\$ 381,068.77
Fund 11 - GENERAL: Legal				
TOTAL ESTIMATED REVENUES				
TOTAL APPROPRIATIONS	162,810.47	224,607.00	185,779.69	381,068.77
NET OF REVENUES & APPROPRIATIONS:	\$ (162,810.47)	\$ (224,607.00)	\$ (185,779.69)	\$ (381,068.77)



City of Nixa, Missouri 2024 Operating and Capital Budget

Fund: 11 GENERAL

Department: 175 ECONOMIC DEVELOPMENT

	2022 Activity	2023 Amended Budget	2023 Activity	2024 Budget
Revenues				
GRANTS				
11-175-4520000	Pass Through Donation	-	1,500.00	1,500.00
	GRANTS	\$ -	\$ 1,500.00	\$ 1,500.00
Total Revenue - Economic Development				
		\$ -	\$ 1,500.00	\$ 1,500.00
Appropriations				
OPERATING EXPENSE				
11-175-5109500	Community Betterment	22,725.54	25,500.00	23,317.38
11-175-5118000	Economic Development	26,525.00	16,625.00	21,625.00
11-175-5129000	Grant Disbursements	9,935.25	15,000.00	1,228.75
	OPERATING EXPENSE	\$ 59,185.79	\$ 57,125.00	\$ 46,171.13
Total Expense - Economic Development				
		\$ 59,185.79	\$ 57,125.00	\$ 46,171.13
Fund 11 - GENERAL: Economic Development				
TOTAL ESTIMATED REVENUES		-	1,500.00	1,500.00
TOTAL APPROPRIATIONS		59,185.79	57,125.00	49,625.00
NET OF REVENUES & APPROPRIATIONS:		\$ (59,185.79)	\$ (55,625.00)	\$ (44,671.13)
		\$ (49,625.00)		\$ (49,625.00)



City of Nixa, Missouri 2024 Operating and Capital Budget

Fund: 11 GENERAL

Department: 190 HUMAN RESOURCES

		2022	2023	2023	2024
		Activity	Amended Budget	Activity	Budget
Appropriations					
OPERATING EXPENSE					
11-190-5110102	COMPUTER SUBSCRIPTION IT SERVICES	-	-	-	7,000.00
11-190-5110503	COMPUTER SERVICES	17,358.73	21,556.00	21,606.16	24,000.00
11-190-5110504	Computer Services - Billable	212.28	1,325.00	905.79	1,000.00
11-190-5117500	DUES AND LICENSES	383.78	650.00	5.00	650.00
11-190-5130000	Gasoline & Diesel	49.00	-	-	-
11-190-5135500	MAINTENANCE/SERVICE CONTRACTS	567.40	1,804.00	1,054.14	800.00
11-190-5142500	MISCELLANEOUS	-	500.00		500.00
11-190-5149900	Office Forms & Printing	453.76	300.00	95.46	500.00
11-190-5150000	Office Supplies	1,048.05	2,000.00	760.84	2,000.00
11-190-5157500	POSTAGE AND FREIGHT	308.70	300.00	233.96	350.00
11-190-5160000	PROFESSIONAL FEES	2,024.83	2,018.00	871.03	2,500.00
11-190-5177500	Telecommunications	383.17	500.00	-	-
OPERATING EXPENSE		\$ 22,789.70	\$ 30,953.00	\$ 25,532.38	\$ 39,300.00
PERSONNEL					
11-190-5120000	EMPLOYMENT COSTS	944.44	5,000.00	-	5,000.00
11-190-5127500	FIRST AID CLAIMS	-	500.00	-	500.00
11-190-5137500	MEETINGS AND TRAINING	322.61	2,500.00	677.82	2,500.00
11-190-5142000	MILEAGE	-	200.00	-	200.00
11-190-5250000	SALARIES	105,730.16	122,044.00	100,573.43	132,475.21
11-190-5250500	PAYROLL TAXES	7,682.61	9,453.00	7,207.69	10,134.35
11-190-5251000	GROUP INSURANCE	17,945.49	20,587.00	20,069.19	22,810.32
11-190-5251500	LAGERS	13,246.22	18,795.00	15,488.29	21,581.00
11-190-5253500	WELLNESS PROGRAM	-	300.00	-	300.00
11-190-5254000	UNIFORMS	19.45	500.00	-	500.00
11-190-5255000	WORK COMP PREMIUM	-	163.00	158.16	171.00
PERSONNEL		\$ 145,890.98	\$ 180,042.00	\$ 144,174.58	\$ 196,171.88

	2022 Activity	2023 Amended Budget	2023 Activity	2024 Budget
Total Expense - Human Resources	\$ 168,680.68	\$ 210,995.00	\$ 169,706.96	\$ 235,471.88
Fund 11 - GENERAL: Human Resources				
TOTAL ESTIMATED REVENUES	\$ -	\$ -	\$ -	\$ -
TOTAL APPROPRIATIONS	168,680.68	210,995.00	169,706.96	235,471.88
NET OF REVENUES & APPROPRIATIONS:	\$ (168,680.68)	\$ (210,995.00)	\$ (169,706.96)	\$ (235,471.88)



City of Nixa, Missouri 2024 Operating and Capital Budget

Fund: 11 GENERAL

Department: 200 POLICE

		2022	2023	2023	2024
		Activity	Amended Budget	Activity	Budget
Revenues					
SALES, FEES, FINES					
11-200-4000300	Dog Impounding	1,341.00	1,500.00	1,443.00	1,500.00
11-200-4180100	Fingerprints	1,490.00	1,000.00	2,246.00	1,000.00
11-200-4440200	Special Events	900.00	-	600.00	-
11-200-4510000	Sale Of Surplus Items	227.00	500.00	40,916.50	500.00
11-200-4850100	Fines - Traffic	17,688.50	18,000.00	36,813.00	18,000.00
11-200-4850200	Fines - Other	6,082.50	6,500.00	14,237.50	6,500.00
11-200-4850300	Post Distribution	619.33	620.00	518.74	620.00
11-200-4850400	Recoupment	2,323.00	1,500.00	3,095.30	1,500.00
11-200-4850500	LET - County (Police Training)	1,150.00	1,000.00	1,180.00	1,000.00
11-200-4850600	Inmate Security Fund	1,144.00	1,000.00	1,180.00	1,000.00
SALES, FEES, FINES		\$ 32,965.33	\$ 31,620.00	\$ 102,230.04	\$ 31,620.00
OTHER INCOME					
11-200-4001400	Employee Insurance Reimb	-	-	184.20	-
11-200-4020000	Interest	20.65	1,800.00	1,588.90	4,600.00
11-200-4049900	Lease Proceeds	707,646.00	-	-	-
11-200-4250100	Police Impact Fees	52,779.32	45,000.00	47,636.44	36,000.00
11-200-4350000	Miscellaneous	5,850.06	-	1,154.06	-
11-200-4430000	Restitution	4,364.76	3,000.00	30,668.70	3,000.00
11-200-4460000	Insurance Claims	31,032.42	-	3,780.12	-
OTHER INCOME		\$ 801,693.21	\$ 49,800.00	\$ 85,012.42	\$ 43,600.00
TRANSFER IN					
11-200-4011100	Transfers In	-	281,886.45	-	-
TRANSFER IN		-	281,886.45	-	-
GRANTS					
11-200-4050400	Dare	2,000.00	-	2,000.00	-

		2022	2023	2023	2024
		Activity	Amended Budget	Activity	Budget
11-200-4290100	Grants	61,982.05	9,867.00	6,598.14	9,867.00
11-200-4520000	Donations	3,265.00	-	2,500.00	-
GRANTS		67,247.05	9,867.00	11,098.14	9,867.00
TAXES					
11-200-4801000	Police 3/4 Cent Sales Tax	-	-	-	2,164,502.31
11-200-4830000	Use Tax	-	-	-	488,451.66
TAXES		-	-	-	2,652,953.97
Total Revenues - Police		901,905.59	373,173.45	198,340.60	2,738,040.97

Appropriations

OPERATING EXPENSE					
11-200-5102000	Ammunition	26,929.29	47,773.00	39,600.55	37,500.00
11-200-5105000	Building Maintenance - Supplies	3,150.17	1,500.00	1,701.04	2,500.00
11-200-5105500	Building Maintenance Services	8,288.62	11,000.00	5,330.95	8,000.00
11-200-5106000	Building Repairs	4,038.20	20,000.00	2,375.00	15,000.00
11-200-5106500	Canine Program	1,849.87	3,500.00	2,178.84	3,500.00
11-200-5107002	Citizen'S Police Academy	2,342.26	4,000.00	1,335.01	6,000.00
11-200-5107501	Crime Prevention	138.22	1,500.00	-	1,500.00
11-200-5110102	Computer Subscription It Services	-	-	-	42,000.00
11-200-5110503	Computer Services	42,790.85	50,388.00	43,702.04	84,000.00
11-200-5110504	Computer Services - Billable	829.70	9,275.00	3,836.04	5,000.00
11-200-5111000	Computer Equipment	13,569.16	46,715.00	32,129.32	20,000.00
11-200-5112501	Dare	7,421.33	7,500.00	6,346.36	7,500.00
11-200-5115000	Dog Impounding	1,003.11	4,500.00	1,064.46	4,500.00
11-200-5117500	Dues And Licenses	3,965.32	4,500.00	3,895.00	5,500.00
11-200-5123000	Equipment Repairs	-	1,500.00	-	500.00
11-200-5124000	Evidence Expense-Services & Supplies	1,630.77	3,000.00	1,159.96	3,000.00
11-200-5124500	Facilities Supplies	1,793.11	1,500.00	2,102.38	2,000.00
11-200-5127000	Firing Range	226.38	1,000.00	898.78	3,000.00
11-200-5130000	Gasoline & Diesel	120,663.92	120,000.00	90,981.09	100,000.00
11-200-5130050	Grant Expense	12,503.53	4,000.00	617.40	-

		2022	2023	2023	2024
		Activity	Amended Budget	Activity	Budget
11-200-5130052	Grant-Bullet Proof Vests	9,090.90	12,000.00	16,887.97	12,000.00
11-200-5130053	Grant-Child Crime	50,429.51	-	-	-
11-200-5131000	Grounds Maintenance	35.81	2,000.00	52.69	1,000.00
11-200-5131900	Intergovernmental Cost Share Agreements	-	281,886.45	261,866.45	-
11-200-5132000	Investigations	242.91	2,000.00	300.98	2,000.00
11-200-5132500	Insurance And Bonds	72,785.86	78,609.00	92,873.34	108,235.20
11-200-5132555	Insurance Broker Fee	4,939.00	5,087.00	5,280.00	5,438.00
11-200-5132560	Janitorial Supplies	769.98	1,500.00	1,543.64	2,000.00
11-200-5135500	Maintenance/Service Contracts	39,706.60	37,407.00	34,592.71	4,600.00
11-200-5142500	Miscellaneous	201.80	1,000.00	728.10	1,000.00
11-200-5144000	Mules	720.00	600.00	900.00	1,000.00
11-200-5145000	Natural Gas	602.73	600.00	572.87	600.00
11-200-5147500	Newspaper Publications	32.19	-	-	-
11-200-5147502	Nett Team	4,217.98	6,000.00	5,731.67	6,000.00
11-200-5149900	Office Forms & Printing	394.72	1,000.00	689.03	1,000.00
11-200-5150000	Office Supplies	2,169.41	4,500.00	4,266.11	4,000.00
11-200-5150100	Office Equipment-Repairs	-	500.00	-	500.00
11-200-5157500	Postage And Freight	1,249.64	1,500.00	1,466.25	1,500.00
11-200-5160000	Professional Fees	25,358.14	20,032.00	19,372.49	-
11-200-5160150	Promotional Items	3,088.92	4,000.00	3,426.85	6,000.00
11-200-5169002	Subscriptions	-	50.00	-	50.00
11-200-5172000	Special Events	290.95	-	-	-
11-200-5175000	Supplies	4,898.51	5,000.00	1,302.95	6,000.00
11-200-5176500	Tasers	-	19,000.00	18,375.74	37,000.00
11-200-5177500	Telecommunications	15,856.43	19,500.00	12,885.04	21,000.00
11-200-5181000	Trackable Assets < \$5000	38,117.17	39,000.00	14,666.48	15,000.00
11-200-5184830	Management Fees - Vehicle Lease	3,905.00	-	-	-
11-200-5184840	Title Delivery Fees - Vehicle Lease	6,379.97	-	-	-
11-200-5185000	Vehicle Maintenance	15,252.51	15,000.00	16,536.05	18,000.00
11-200-5185500	Vehicle Repairs	24,931.62	15,000.00	14,559.53	15,000.00
OPERATING EXPENSE		578,802.07	915,922.45	768,131.16	619,923.20

PERSONNEL

		2022	2023	2023	2024
		Activity	Amended Budget	Activity	Budget
11-200-5120000	Employment Costs	4,167.81	4,500.00	980.00	6,500.00
11-200-5127500	First Aid Claims	4,625.41	7,000.00	286.08	7,000.00
11-200-5137500	Meetings And Training	35,350.40	65,000.00	37,014.04	95,000.00
11-200-5142000	Mileage	-	-	150.00	500.00
11-200-5167000	Safety Program	1,448.10	2,500.00	495.82	2,500.00
11-200-5250000	Salaries	2,624,223.49	3,027,836.00	2,476,779.18	3,127,803.07
11-200-5250500	Payroll Taxes	193,095.44	234,534.00	183,597.35	238,894.38
11-200-5251000	Group Insurance	453,603.46	504,307.00	396,395.13	511,489.16
11-200-5251500	Lagers	362,981.13	440,079.00	367,565.30	490,507.85
11-200-5252500	Education	-	4,000.00	4,000.00	6,700.00
11-200-5253500	Wellness Program	-	10,000.00	9,450.00	10,000.00
11-200-5254003	Uniforms & Equipment	15,997.30	62,000.00	31,760.72	66,000.00
11-200-5255000	Work Comp Premium	64,747.83	97,577.00	87,049.14	94,322.04
PERSONNEL		\$ 3,760,240.37	\$ 4,459,333.00	\$ 3,595,522.76	\$ 4,657,216.50
CAPITAL					
11-200-5184800	Capital Outlay - Vehicle Lease	859,603.00	-	-	-
11-200-5450500	Buildings	-	372,779.54	10,644.78	1,562,137.76
11-200-5451004	Building Improvements	-	-	-	169,591.41
11-200-5452000	Equipment	-	88,755.00	7,952.99	263,889.00
11-200-5452500	Infrastructure	668,530.91	2,220.46	2,811.72	-
CAPITAL		\$ 1,528,133.91	\$ 463,755.00	\$ 21,409.49	\$ 1,995,618.17
DEBT					
11-200-5184810	Principal - Vehicle Lease	58,276.00	-	-	-
11-200-5184820	Interest - Vehicle Lease	16,935.00	-	-	-
11-200-5184900	Vehicle Lease	-	459,600.00	206,916.78	668,947.00
DEBT		\$ 75,211.00	\$ 459,600.00	\$ 206,916.78	\$ 668,947.00
TRANSFER OUT					
11-200-5490001	Transfer Out To Central Garage	9,440.02	13,164.00	4,320.50	12,458.00
TRANSFER OUT		9,440.02	13,164.00	4,320.50	12,458.00
Total Expense - Police		\$ 5,951,827.37	\$ 6,311,774.45	\$ 4,596,300.69	\$ 7,954,162.87

	2022 Activity	2023 Amended Budget	2023 Activity	2024 Budget
Fund 11 - GENERAL: Police				
TOTAL ESTIMATED REVENUES	901,905.59	373,173.45	198,340.60	2,738,040.97
TOTAL APPROPRIATIONS	5,951,827.37	6,311,774.45	4,596,300.69	7,954,162.87
NET OF REVENUES & APPROPRIATIONS:	\$ (5,049,921.78)	\$ (5,938,601.00)	\$ (4,397,960.09)	\$ (5,216,121.90)



City of Nixa, Missouri 2024 Operating and Capital Budget

Fund: 11 GENERAL
 Department: 400 PARKS

		2022	2023	2023	2024
		Activity	Amended Budget	Activity	Budget
Revenues					
SALES, FEES, FINES					
11-400-4000200	Concession Center	68,642.25	66,000.00	20,297.25	66,000.00
11-400-4001200	Dog Park	5,022.00	5,000.00	3,150.00	3,500.00
11-400-4020100	Clinic Basketball	1,990.00	2,900.00	480.00	1,000.00
11-400-4020200	Clinic Volleyball	2,050.00	1,200.00	420.00	1,000.00
11-400-4020300	Clinic Soccer	-	600.00	-	1,000.00
11-400-4030100	Youth Baseball Softball	69,643.00	69,000.00	69,554.00	72,870.00
11-400-4050100	Youth Basketball Registration	61,348.56	54,000.00	27,395.49	60,000.00
11-400-4050500	Dance Class	45.00	1,320.00	-	-
11-400-4050900	Youth Tennis	5,085.00	4,800.00	7,600.00	7,750.00
11-400-4080000	Advertising Sales	-	130,000.00	-	35,000.00
11-400-4090000	Aquatic Admission	155,920.00	145,000.00	3.00	130,000.00
11-400-4100000	Aquatic Rental	12,593.50	12,000.00	(110.00)	12,000.00
11-400-4110100	Junior Lifeguard	-	700.00	-	950.00
11-400-4110200	Swim Lessons	18,101.00	14,000.00	-	16,000.00
11-400-4110300	Swim Team	3,425.00	3,400.00	-	3,500.00
11-400-4110400	Aqua Exercise	465.00	450.00	-	450.00
11-400-4130100	Income - Cancellation Fees	25,259.50	2,000.00	36,237.19	2,010.00
11-400-4153000	Fitness Classes	9,622.54	10,000.00	9,360.00	10,000.00
11-400-4160000	Enrichment Classes	2,833.00	1,500.00	4,699.90	4,820.00
11-400-4180000	Facility Rental	14,702.50	15,000.00	14,008.75	11,000.00
11-400-4190000	Martial Arts Classes	6,613.66	6,000.00	5,600.00	6,000.00
11-400-4200100	Center Memberships	468,665.54	425,000.00	313,365.70	425,000.00
11-400-4300100	Adult Sport Programs	555.00	600.00	901.88	925.00
11-400-4320000	Daily Admissions	33,491.00	35,000.00	29,281.00	35,000.00
11-400-4330000	Locker Rental	195.00	200.00	175.00	200.00

		2022	2023	2023	2024
		Activity	Amended Budget	Activity	Budget
11-400-4360000	Merchandise Sales	426.25	450.00	28.00	300.00
11-400-4370000	Returned Payment Fees	3,725.00	3,000.00	2,025.00	1,000.00
11-400-4380000	Fitness Programs	2,274.00	1,500.00	2,540.00	2,000.00
11-400-4400100	Soccer Registration	58,269.00	57,500.00	65,845.00	61,000.00
11-400-4500200	Special Events Registration	17,312.13	7,500.00	12,105.00	13,000.00
11-400-4510000	Sale Of Surplus Items	8,004.00	8,500.00	3,158.00	2,000.00
11-400-4550000	Siu, Spring Break, Winter Break	111,085.46	105,000.00	99,023.52	105,000.00
11-400-4560000	Tot Drop	129.00	100.00	78.00	100.00
11-400-4580000	Volleyball Registrations	16,154.00	14,320.00	17,813.00	16,260.00
11-400-4585000	Miscellaneous Youth Sport Programs	9,850.00	6,500.00	8,944.00	6,500.00
11-400-4620000	Vending-Rebates	2,751.54	2,500.00	3,479.52	2,500.00
11-400-4650000	Event And Program Sponsorship Reve	28,280.00	35,000.00	35,685.00	35,000.00
SALES, FEES, FINES		\$ 1,224,528.43	\$ 1,247,540.00	\$ 793,143.20	\$ 1,150,635.00
TRANSFER IN					
11-400-4011100	Transfers In - Arpa Funds	-	-	-	2,000,000.00
TRANSFER IN		\$ -	\$ -	\$ -	\$ 2,000,000.00
OTHER INCOME					
11-400-4020000	Interest	8,718.28	60,186.00	47,132.40	90,800.90
11-400-4250200	Park Impact Fees	115,781.00	96,000.00	142,028.00	96,000.00
11-400-4350000	Miscellaneous	339.38	-	-	-
11-400-4350100	Adjustments	4.13	-	-	-
11-400-4460000	Insurance Claims	1,265.00	-	-	-
OTHER INCOME		\$ 126,107.79	\$ 156,186.00	\$ 189,160.40	\$ 186,800.90
GRANTS					
11-400-4290000	Grants	101,600.00	-	-	-
11-400-4520000	Donations	120.00	-	420.00	500.00
GRANTS		\$ 101,720.00	\$ -	\$ 420.00	\$ 500.00
Total Revenues - Parks		1,452,356.22	1,403,726.00	982,723.60	3,337,935.90

Appropriations

OPERATING EXPENSE

		2022	2023	2023	2024
		Activity	Amended Budget	Activity	Budget
11-400-5101000	Advertising	8,851.11	12,000.00	1,434.99	12,000.00
11-400-5101001	Sponsorship	3,883.99	3,700.00	1,422.00	4,000.00
11-400-5102400	Aquatics-Repair And Maintenance	16,011.80	116,000.00	117,286.95	18,000.00
11-400-5102700	Aquatics-Administration	4,129.57	6,500.00	3,252.60	7,000.00
11-400-5102701	Junior Lifeguard	-	100.00	-	150.00
11-400-5102703	Swim Team	2,713.29	2,600.00	561.76	2,450.00
11-400-5104101	Youth Baseball-Softball Expense	23,520.74	22,500.00	24,911.15	24,500.00
11-400-5104201	Youth Basketball	23,275.06	21,000.00	4,641.75	24,000.00
11-400-5104730	Fitness Classes	307.99	400.00	-	400.00
11-400-5105000	Building Maintenance - Supplies	8,802.43	12,000.00	5,403.18	15,000.00
11-400-5105500	Building Maintenance Services	7,982.42	7,000.00	7,121.88	12,000.00
11-400-5106000	Building Repairs	2,714.45	10,000.00	8,105.08	10,000.00
11-400-5107000	Chemicals	18,400.92	16,000.00	4,407.25	16,000.00
11-400-5108100	Enrichment Classes Expense	538.48	1,000.00	1,994.71	3,250.00
11-400-5108118	Fitness Programs	51.46	2,000.00	-	-
11-400-5109000	Martial Arts Expenses	4,237.56	4,200.00	4,144.00	4,200.00
11-400-5110102	Computer Subscription It Services	-	4,300.00	-	26,500.00
11-400-5110503	Computer Services	32,315.16	42,504.00	34,781.90	21,000.00
11-400-5110504	Computer Services - Billable	355.40	1,950.00	973.11	2,500.00
11-400-5111000	Computer Equipment	6,638.36	15,571.00	-	9,000.00
11-400-5112000	Concession Supplies-Center	35,978.51	36,000.00	12,394.43	36,800.00
11-400-5117000	Dog Park	1,433.63	2,500.00	299.98	4,000.00
11-400-5117500	Dues, Licenses & Memberships	2,149.79	1,800.00	665.00	1,800.00
11-400-5123000	Equipment Repairs	5,352.45	500.00	1,195.75	1,000.00
11-400-5123500	Equipment Rental	660.00	1,000.00	220.00	1,000.00
11-400-5124500	Facilities Supplies	7,372.29	5,000.00	4,122.44	5,000.00
11-400-5128500	Fitness Center Maintenance	2,788.24	6,000.00	6,813.43	7,000.00
11-400-5130000	Gasoline & Diesel	4,765.25	5,000.00	4,115.36	5,000.00
11-400-5130050	Grant Expense	101,500.00	-	-	-
11-400-5131001	Grounds Maintenance	5,654.00	8,000.00	3,153.95	9,000.00
11-400-5131500	Grounds-Maintenance Supplies	9,272.79	11,500.00	9,243.18	11,500.00
11-400-5131700	Grounds-Repairs	6,535.70	8,000.00	311.80	9,000.00

		2022	2023	2023	2024
		Activity	Amended Budget	Activity	Budget
11-400-5132500	Insurance And Bonds	30,180.26	32,595.00	35,841.75	42,800.00
11-400-5132555	Insurance Broker Fee	2,030.00	2,091.00	2,148.00	2,212.00
11-400-5132560	Janitorial Supplies	4,931.27	5,000.00	4,158.67	7,000.00
11-400-5133001	Adult Sport Programs	-	-	131.52	100.00
11-400-5135500	Maintenance/Service Contracts	7,740.51	5,342.00	5,590.17	6,300.00
11-400-5138000	Merchant Card Fees	24,817.12	24,000.00	18,148.49	24,000.00
11-400-5139000	Merchandise For Sale	-	600.00	-	250.00
11-400-5142400	Miscellaneous Services	-	500.00	-	4,250.00
11-400-5142502	Miscellaneous Supplies	92.96	300.00	-	300.00
11-400-5145000	Natural Gas	-	1,000.00	-	-
11-400-5147500	Legal Ads - Unreimbursed	-	-	49.58	100.00
11-400-5149900	Office Forms & Printing	122.33	1,000.00	18.90	1,000.00
11-400-5150000	Office Supplies	4,793.90	5,000.00	1,893.24	4,500.00
11-400-5150100	Office Equipment Repairs	-	750.00	-	750.00
11-400-5157500	Postage And Freight	1,274.07	3,400.00	847.91	3,400.00
11-400-5160000	Professional Fees	28,441.45	79,497.00	4,399.32	51,000.00
11-400-5160150	Promotional Items	150.00	1,000.00	-	1,000.00
11-400-5165000	Random Testing	35.00	-	-	-
11-400-5166000	Rental Supplies-Center	-	500.00	-	-
11-400-5169002	Subscriptions	1,041.34	2,500.00	724.78	1,500.00
11-400-5169501	Soccer Expense	20,283.28	17,800.00	25,026.00	17,800.00
11-400-5172000	Special Events	2,016.25	3,200.00	2,204.99	3,000.00
11-400-5172010	Events	17,714.42	20,000.00	10,020.51	20,000.00
11-400-5173000	Siu, Spring Break, Winter Break	11,994.45	11,000.00	5,611.90	10,000.00
11-400-5175000	Supplies	242.69	300.00	34.46	300.00
11-400-5177500	Telecommunications	6,369.90	9,000.00	1,914.27	2,500.00
11-400-5181000	Trackable Assets < \$5000	4,047.71	5,000.00	-	4,000.00
11-400-5182000	Tot Drop Supplies	140.34	500.00	251.88	500.00
11-400-5185000	Vehicle Maintenance	989.59	1,500.00	321.75	2,500.00
11-400-5185500	Vehicle Repairs	102.20	1,500.00	1,289.99	1,500.00
11-400-5186500	Volleyball	3,918.20	4,800.00	6,002.19	5,352.00
11-400-5187000	Miscellaneous Youth Sport Programs	11,434.67	2,500.00	9,577.89	10,500.00

		2022	2023	2023	2024
		Activity	Amended Budget	Activity	Budget
OPERATING EXPENSE		\$ 533,096.75	\$ 670,000.00	\$ 418,235.79	\$ 531,464.00
PERSONNEL					
11-400-5120000	Employment Costs	12,226.96	8,500.00	7,949.16	8,500.00
11-400-5127500	First Aid Claims	-	150.00	-	150.00
11-400-5137500	Meetings And Training	8,973.66	7,500.00	3,422.64	6,500.00
11-400-5142000	Mileage	367.39	250.00	224.25	250.00
11-400-5167000	Safety Program	625.49	500.00	224.55	500.00
11-400-5250000	Salaries Regular	786,195.62	993,856.00	696,504.80	1,017,750.95
11-400-5250500	Payroll Taxes Regular	61,442.36	76,727.00	53,097.69	77,860.24
11-400-5251000	Group Insurance Regular	79,540.28	102,284.00	84,495.53	120,138.64
11-400-5251500	Lagers Regular	58,833.78	79,673.00	55,864.37	93,312.29
11-400-5252500	Education Regular	-	2,250.00	-	-
11-400-5254000	Uniforms	4,621.04	6,000.00	3,150.12	5,500.00
11-400-5255000	Work Comp Premium	14,501.90	23,181.00	20,608.12	22,256.77
PERSONNEL		\$ 1,027,328.48	\$ 1,300,871.00	\$ 925,541.23	\$ 1,352,718.89
CAPITAL					
11-400-5451000	Improvements	598,465.13	885,189.00	635,371.21	106,000.00
11-400-5451004	Building Improvements	-	-	-	-
11-400-5451500	Vehicles	-	40,000.00	-	-
11-400-5452000	Equipment	7,475.94	17,500.00	17,088.67	-
11-400-5452500	Infrastructure	-	-	-	2,000,000.00
CAPITAL		\$ 605,941.07	\$ 942,689.00	\$ 652,459.88	\$ 2,106,000.00
TRANSFER OUT					
11-400-5490001	Transfers Out-Central Garage	414.40	640.00	209.89	605.00
TRANSFER OUT		\$ 414.40	\$ 640.00	\$ 209.89	\$ 605.00
Total Expense - Parks		\$ 2,166,780.70	\$ 2,914,200.00	\$ 1,996,446.79	\$ 3,990,787.89
Fund 11 - GENERAL: Parks					
TOTAL ESTIMATED REVENUES		1,452,356.22	1,403,726.00	982,723.60	3,337,935.90
TOTAL APPROPRIATIONS		2,166,780.70	2,914,200.00	1,996,446.79	3,990,787.89
NET OF REVENUES & APPROPRIATIONS:		\$ (714,424.48)	\$ (1,510,474.00)	\$ (1,013,723.19)	\$ (652,851.99)



City of Nixa, Missouri 2024 Operating and Capital Budget

Fund: GENERAL

Department: 500 PLANNING & DEVELOPMENT

		2022	2023	2023	2024
		Activity	Amended Budget	Activity	Budget
Revenues					
SALES, FEES, FINES					
11-500-4001600	Building Permits-Residential	253,524.88	250,000.00	226,198.84	250,000.00
11-500-4001700	Building Permits-Commercial	47,229.25	50,000.00	80,358.67	50,000.00
11-500-4001800	Building Permits-Minor Permits	-	15,000.00	3,062.00	15,000.00
11-500-4150300	Plan Review Fees	9,976.64	10,000.00	9,600.00	10,000.00
11-500-4154000	Commercial Plan Review	11,458.76	12,000.00	12,158.12	12,000.00
11-500-4200300	Rental Inspections	21,550.00	20,000.00	18,125.00	20,000.00
11-500-4500100	Remodel Inspection Fee	2,100.00	2,500.00	1,700.00	2,500.00
11-500-4590000	P & Z Applications Of All Types	5,368.00	3,000.00	3,932.00	3,000.00
11-500-4600100	Final Plats	1,076.00	1,500.00	-	1,500.00
SALES, FEES, FINES		\$ 352,283.53	\$ 364,000.00	\$ 355,134.63	\$ 364,000.00
OTHER INCOME					
11-500-4350000	Miscellaneous	7.17	750.00	-	750.00
OTHER INCOME		\$ 7.17	\$ 750.00	\$ -	\$ 750.00
Total Revenues - Planning & Developm		\$ 352,290.70	\$ 364,750.00	\$ 355,134.63	\$ 364,750.00

Appropriations

 OPERATING EXPENSE

11-500-5105500	Building Maintenance Services	-	-	350.00	-
11-500-5110102	Computer Subscription It Services	-	-	-	7,700.00
11-500-5110503	Computer Services	19,363.68	19,547.00	20,393.08	24,000.00
11-500-5110504	Computer Services - Billable	529.44	1,100.00	1,490.54	1,100.00
11-500-5111000	Computer Equipment	4,798.33	8,000.00	3,059.12	2,000.00
11-500-5117500	Dues And Licenses	608.03	1,200.00	733.00	1,200.00
11-500-5123000	Equipment Repairs	-	500.00	-	500.00
11-500-5124500	Facilities Supplies	267.03	500.00	-	500.00

		2022	2023	2023	2024
		Activity	Amended Budget	Activity	Budget
11-500-5130000	Gasoline & Diesel	5,152.68	5,000.00	3,555.64	5,000.00
11-500-5132500	Insurance And Bonds	12,714.38	13,732.00	13,516.01	16,006.00
11-500-5132555	Insurance Broker Fee	856.00	882.00	806.00	882.00
11-500-5135001	Dev-Mapping	10,461.40	-	-	11,000.00
11-500-5135500	Maintenance/Service Contracts	3,872.89	3,293.00	2,004.87	1,900.00
11-500-5142500	Miscellaneous	79.00	500.00	185.45	500.00
11-500-5147500	Legal Ads - Unreimbursed	115.78	250.00	723.90	1,000.00
11-500-5148000	Dev-Legal Ads Reimbursable	1,288.94	750.00	(174.66)	750.00
11-500-5149900	Office Forms & Printing	-	250.00	229.47	250.00
11-500-5150000	Office Supplies	1,323.90	2,500.00	3,255.31	2,500.00
11-500-5150100	Office Equipment Repairs	211.00	1,000.00	-	500.00
11-500-5151000	Office Furniture	-	-	-	1,000.00
11-500-5152100	Online Permit Application Fee	-	-	-	1,500.00
11-500-5157500	Postage And Freight	3,782.23	2,000.00	1,110.97	2,000.00
11-500-5160000	Professional Fees	5,007.26	13,271.00	4,827.77	6,000.00
11-500-5160500	3rd Party review fees	9,612.50	12,000.00	11,481.25	12,000.00
11-500-5175000	Supplies	244.21	1,000.00	34.10	500.00
11-500-5177500	Telecommunications	3,568.76	5,000.00	1,886.95	2,500.00
11-500-5181000	Trackable Assets < \$5000	-	500.00	-	1,000.00
11-500-5185000	Vehicle Maintenance	190.48	750.00	47.32	750.00
11-500-5185500	Vehicle Repairs	-	500.00	-	500.00
OPERATING EXPENSE		\$ 84,047.92	\$ 94,025.00	\$ 69,516.09	\$ 105,038.00
PERSONNEL					
11-500-5120000	Employment Costs	1,913.00	1,000.00	7,615.00	1,000.00
11-500-5127500	First Aid Claims	-	500.00	-	500.00
11-500-5137500	Meetings And Training	3,076.77	8,000.00	2,775.42	6,000.00
11-500-5142000	Mileage	73.48	100.00	330.00	100.00
11-500-5250000	Salaries	382,205.34	461,158.00	346,728.07	482,210.03
11-500-5250500	Payroll Taxes	28,502.42	35,743.00	26,159.70	36,889.08
11-500-5251000	Group Insurance	70,109.84	77,040.00	56,166.17	69,720.24
11-500-5251500	Lagers	57,365.55	71,018.00	52,381.25	78,539.13
11-500-5252500	Education	-	-	2,403.00	5,000.00

		2022	2023	2023	2024
		Activity	Amended Budget	Activity	Budget
11-500-5254000	Uniforms	558.26	1,400.00	304.70	1,400.00
11-500-5255000	Work Comp Premium	9,907.00	9,642.00	8,353.94	9,025.00
PERSONNEL		\$ 553,711.66	\$ 665,601.00	\$ 503,217.25	\$ 690,383.48
CAPITAL					
11-500-5450011	Capital - Intangible Assets	-	150,000.00	3,939.87	150,000.00
11-500-5451500	Capital-Vehicles	-	-	-	17,000.00
CAPITAL		\$ -	\$ 150,000.00	\$ 3,939.87	\$ 167,000.00
TRANSFER OUT					
11-500-5490001	Transfers Out-Central Garage	1,788.45	2,759.00	905.61	2,611.20
TRANSFER OUT		\$ 1,788.45	\$ 2,759.00	\$ 905.61	\$ 2,611.20
Total Expense - Planning & Developme		\$ 639,548.03	\$ 912,385.00	\$ 577,578.82	\$ 965,032.68
Fund 11 - GENERAL: Planning & Development					
TOTAL ESTIMATED REVENUES		352,290.70	364,750.00	355,134.63	364,750.00
TOTAL APPROPRIATIONS		639,548.03	912,385.00	577,578.82	965,032.68
NET OF REVENUES & APPROPRIATIONS:		\$ (287,257.33)	\$ (547,635.00)	\$ (222,444.19)	\$ (600,282.68)



City of Nixa, Missouri 2024 Operating and Capital Budget

Fund: 11 GENERAL

Department: 600 STORMWATER

		2022	2023	2023	2024
		Activity	Amended Budget	Activity	Budget
Revenues					
TRANSFER IN					
11-600-4011100	Transfers In - Arpa Funds	-	650,000.00	-	852,787.00
TRANSFER IN		-	650,000.00	-	852,787.00
OTHER INCOME					
11-600-4020000	Interest	1,423.84	2,000.00	4,246.07	4,400.00
11-600-4250400	Stormwater In-Lieu-Of	1,930.50	-	14,066.17	-
OTHER INCOME		3,354.34	2,000.00	18,312.24	4,400.00
SALES, FEES, FINES					
11-600-4300200	Review Reimbursement	5,478.89	5,000.00	9,503.63	-
SALES, FEES, FINES		5,478.89	5,000.00	9,503.63	-
Total Revenues - Stormwater		8,833.23	657,000.00	27,815.87	857,187.00

Appropriations

 OPERATING EXPENSE

11-600-5110102	Computer Subscription It Services	-	-	-	6,700.00
11-600-5110503	Computer Services	11,377.16	3,409.00	10,532.96	13,000.00
11-600-5110504	Computer Services - Billable	134.86	875.00	660.68	1,000.00
11-600-5116500	Drainage Projects	1,227.50	10,000.00	7,309.09	10,000.00
11-600-5117500	Dues, Licenses & Memberships	1,594.78	1,500.00	1,730.00	2,000.00
11-600-5122500	Equipment Maintenance	496.91	1,000.00	109.98	1,000.00
11-600-5123000	Equipment Repairs	422.82	1,000.00	208.46	1,000.00
11-600-5123500	Equipment Rental	-	-	1,242.50	-
11-600-5130000	Gasoline & Diesel	2,401.37	2,400.00	968.88	2,000.00
11-600-5130050	Grant Expense	2,399.98	-	-	-
11-600-5135500	Maintenance/Service Contracts	9,000.00	5,706.00	419.16	5,000.00
11-600-5142500	Miscellaneous	-	1,000.00	252.00	1,000.00

		2022	2023	2023	2024
		Activity	Amended Budget	Activity	Budget
11-600-5150000	Office Supplies	183.48	200.00	136.08	200.00
11-600-5157500	Postage And Freight	112.68	100.00	90.31	100.00
11-600-5160000	Professional Fees	2,827.28	12,500.00	10,295.85	23,000.00
11-600-5165003	Public Education	10,000.00	10,000.00	10,000.00	12,000.00
11-600-5175000	Supplies	558.03	6,000.00	385.49	2,000.00
11-600-5175500	Stormwater Reimbursable Fees	5,509.83	12,000.00	9,950.60	10,000.00
11-600-5176001	Stormwater Services	-	1,000.00	2,581.98	1,000.00
11-600-5177500	Telecommunications	165.00	200.00	-	-
11-600-5181000	Trackable Assets < \$5000	4,998.00	1,000.00	-	1,000.00
11-600-5185000	Vehicle Maintenance	19.99	500.00	-	500.00
11-600-5185500	Vehicle Repairs	993.38	500.00	-	500.00
OPERATING EXPENSE		54,423.05	70,890.00	56,874.02	93,000.00
PERSONNEL					
11-600-5120000	Employment Costs	44.32	100.00	-	100.00
11-600-5137500	Meetings And Training	-	4,000.00	-	4,000.00
PERSONNEL		44.32	4,100.00	-	4,100.00
CAPITAL					
11-600-5452500	Capital-Infrastructure	501,899.50	650,000.00	20,919.90	852,787.00
CAPITAL		501,899.50	650,000.00	20,919.90	852,787.00
Total Expense - Stormwater		556,366.87	724,990.00	77,793.92	949,887.00
Fund 11 - GENERAL: Stormwater					
TOTAL ESTIMATED REVENUES		8,833.23	657,000.00	27,815.87	857,187.00
TOTAL APPROPRIATIONS		556,366.87	724,990.00	77,793.92	949,887.00
NET OF REVENUES & APPROPRIATIONS:		(547,533.64)	(67,990.00)	(49,978.05)	(92,700.00)



City of Nixa, Missouri 2024 Operating and Capital Budget

Fund: 13 STREETS

Department: 300 STREETS

		2022	2023	2023	2024
		Activity	Amended Budget	Activity	Final Draft
Revenues					
TRANSFER IN					
13-300-4011100	Transfers In - Arpa Funds	-	880,240.00	-	176,048.00
13-300-4011200	Transfers In-Central Garage	36,541.14	54,986.00	18,043.75	52,042.20
TRANSFER IN		\$ 36,541.14	\$ 935,226.00	\$ 18,043.75	\$ 228,090.20
OTHER INCOME					
13-300-4020000	Interest	52,516.34	77,664.00	133,679.59	177,566.00
13-300-4130000	Project Reimbursement	214,161.94	-	238,359.00	-
13-300-4150800	Restitution	20,181.62	5,000.00	5,765.00	-
13-300-4350000	Miscellaneous	6,125.09	2,000.00	6,348.00	-
OTHER INCOME		\$ 292,984.99	\$ 84,664.00	\$ 384,151.59	\$ 177,566.00
GRANTS					
13-300-4070000	Grants	355,854.80	4,181,300.00	1,490,774.78	2,049,632.00
GRANTS		\$ 355,854.80	\$ 4,181,300.00	\$ 1,490,774.78	\$ 2,049,632.00
TAXES					
13-300-4200400	Mo Motor Fuel Tax	634,617.78	584,691.00	608,015.19	630,000.00
13-300-4250500	Mo Motor Vehicle Fee	95,228.11	94,000.00	83,394.57	94,000.00
13-300-4300400	Mo Motor Vehicle Sales Tax	199,084.11	194,907.00	185,663.29	194,907.00
13-300-4400000	Taxes 1/2 Cent Transportation	1,831,725.95	1,813,370.00	1,390,794.90	1,924,003.16
TAXES		\$ 2,760,655.95	\$ 2,686,968.00	\$ 2,267,867.95	\$ 2,842,910.16
SALES, FEES, FINES					
13-300-4440300	Special Events Labor	150.00	-	-	-
13-300-4510000	Sale Of Surplus Items	2,817.77	60,000.00	18,312.50	4,250.00
SALES, FEES, FINES		\$ 2,967.77	\$ 60,000.00	\$ 18,312.50	\$ 4,250.00
Total Revenues - Streets		\$ 3,449,004.65	\$ 7,948,158.00	\$ 4,179,150.57	\$ 5,302,448.36

		2022	2023	2023	2024
		Activity	Amended Budget	Activity	Final Draft
Appropriations					
TRANSFER OUT					
13-300-5100100	Administration Fees	267,021.00	309,511.00	257,925.80	344,499.05
TRANSFER OUT		\$ 267,021.00	\$ 309,511.00	\$ 257,925.80	\$ 344,499.05
OPERATING EXPENSE					
13-300-5100500	Ada Compliance Sidewalks Expense	89,189.55	150,000.00	4,307.68	290,000.00
13-300-5102550	Audit Expense	2,025.00	2,813.00	2,437.50	2,590.00
13-300-5105000	Building Maintenance - Supplies	533.81	2,000.00	467.61	2,000.00
13-300-5105500	Building Maintenance Services	2,935.48	2,000.00	2,899.80	3,000.00
13-300-5106000	Building Repairs	2,035.01	10,000.00	2,770.58	2,000.00
13-300-5110102	Computer Subscription It Services	-	-	-	8,500.00
13-300-5110503	Computer Services	11,886.86	22,285.00	14,448.06	17,000.00
13-300-5110504	Computer Services - Billable	183.50	1,200.00	1,256.65	1,200.00
13-300-5111000	Computer Equipment	3,675.52	5,875.00	4,033.74	8,250.00
13-300-5117500	Dues And Licenses	11,902.85	16,000.00	11,391.45	17,000.00
13-300-5118000	Economic Development	875.00	875.00	875.00	1,000.00
13-300-5118500	Emergency Management	-	250.00	86.00	250.00
13-300-5122500	Equipment Maintenance	6,442.53	4,500.00	3,157.40	4,500.00
13-300-5123000	Equipment Repairs	9,868.00	10,000.00	5,461.22	10,000.00
13-300-5123500	Equipment Rental	27.50	2,000.00	1,390.24	2,500.00
13-300-5124500	Facilities Supplies	1,420.92	1,000.00	1,461.56	1,200.00
13-300-5130000	Gasoline & Diesel	59,026.52	60,000.00	41,411.79	60,000.00
13-300-5131000	Grounds Manintenance	-	-	105.09	8,500.00
13-300-5132500	Insurance And Bonds	28,978.00	31,296.00	27,553.17	33,065.00
13-300-5132555	Insurance Broker Fee	1,942.00	2,000.00	1,661.00	1,711.00
13-300-5132560	Janitorial Supplies	1,028.23	800.00	903.59	1,200.00
13-300-5135100	Maintenance Program	578,256.68	650,000.00	626,690.00	650,000.00
13-300-5135500	Maintenance/Service Contracts	4,375.09	3,611.00	4,389.54	4,400.00
13-300-5142500	Miscellaneous	188.86	2,000.00	399.00	2,000.00
13-300-5143501	Mowing Supplies	1,047.70	2,000.00	1,194.71	2,000.00
13-300-5145000	Natural Gas	5,379.79	7,500.00	3,562.62	6,000.00
13-300-5147500	Legal Ads - Unreimbursed	12.24	50.00	12.24	50.00

		2022	2023	2023	2024
		Activity	Amended Budget	Activity	Final Draft
13-300-5149900	Office Forms & Printing	-	250.00	120.80	250.00
13-300-5150000	Office Supplies	1,116.56	1,900.00	5,557.77	2,000.00
13-300-5157500	Postage And Freight	392.87	300.00	289.51	300.00
13-300-5160000	Professional Fees	17,364.73	116,133.00	9,947.56	133,986.00
13-300-5160150	Promotional Items	334.77	2,000.00		1,000.00
13-300-5165000	Random Testing	370.51	500.00	366.87	500.00
13-300-5170500	Salt And Deicing	21,090.28	25,000.00	933.94	30,000.00
13-300-5172500	Shop Supplies	1,883.40	5,000.00	742.89	5,000.00
13-300-5173003	Signs And Posts	9,621.30	10,000.00	10,686.73	12,000.00
13-300-5173500	Street Materials	9,010.62	7,000.00	6,256.63	10,000.00
13-300-5174001	Traffic Marking	26,862.03	35,000.00	34,838.19	40,000.00
13-300-5174501	Traffic Signals	418.19	5,000.00	13,868.45	10,000.00
13-300-5175000	Supplies	1,660.94	4,000.00	2,527.59	4,000.00
13-300-5177500	Telecommunications	4,034.33	6,500.00	2,439.51	3,000.00
13-300-5181000	Trackable Assets < \$5000	5,143.65	15,500.00	2,220.89	10,000.00
13-300-5185000	Vehicle Maintenance	7,683.83	6,000.00	6,285.37	8,000.00
13-300-5185500	Vehicle Repairs	10,421.77	7,500.00	3,126.02	8,000.00
13-300-5187501	Weed Abatement	2,867.43	3,000.00	2,647.28	3,500.00
13-300-5280000	Equipment Traded In On Regular Basis	8,116.96	42,000.00	28,528.93	30,000.00
OPERATING EXPENSE		\$ 951,630.81	\$ 1,282,638.00	\$ 895,712.17	\$ 1,451,452.00
PERSONNEL					
13-300-5120000	Employment Costs	2,977.70	1,000.00	2,674.92	1,000.00
13-300-5127500	First Aid Claims	-	1,000.00	-	1,000.00
13-300-5137500	Meetings And Training	1,635.60	12,750.00	792.38	9,500.00
13-300-5142000	Mileage	2.94	200.00	-	-
13-300-5167000	Safety Program	1,198.83	1,000.00	390.31	1,000.00
13-300-5250000	Salaries	572,722.47	671,897.00	499,741.42	790,022.36
13-300-5250500	Payroll Taxes	40,180.22	52,271.00	35,508.17	60,436.71
13-300-5251000	Group Insurance	151,055.18	166,406.00	124,479.98	186,130.16
13-300-5251500	Lagers	80,124.91	103,472.00	70,057.82	127,348.65
13-300-5252500	Education	-	250.00	-	250.00
13-300-5253500	Wellness Program	-	250.00	-	-

		2022	2023	2023	2024
		Activity	Amended Budget	Activity	Final Draft
13-300-5254000	Uniforms	3,732.27	3,500.00	1,798.46	4,000.00
13-300-5255000	Work Comp Premium	29,582.73	38,538.00	30,393.37	32,826.00
PERSONNEL		\$ 883,212.85	\$ 1,052,534.00	\$ 765,836.83	\$ 1,213,513.88
DEBT					
13-300-5184900	Vehicle Lease	-	46,403.00	-	59,000.00
DEBT		\$ -	\$ 46,403.00	\$ -	\$ 59,000.00
CAPITAL					
13-300-5451000	Improvements	65,788.57	-	-	-
13-300-5451004	Building Improvements	4,832.34	87,500.00	56,922.12	169,591.41
13-300-5451500	Vehicles	-	-	-	-
13-300-5452000	Equipment	175,318.00	219,500.00	8,485.00	220,500.00
13-300-5452500	Infrastructure	620,804.60	7,087,094.00	1,984,670.46	3,786,583.00
CAPITAL		\$ 866,743.51	\$ 7,394,094.00	\$ 2,050,077.58	\$ 4,176,674.41
Total Expense - Streets		\$ 2,968,608.17	\$ 10,085,180.00	\$ 3,969,552.38	\$ 7,245,139.34
Fund 13 - STREET: Streets					
TOTAL ESTIMATED REVENUES		3,449,004.65	7,948,158.00	4,179,150.57	5,302,448.36
TOTAL APPROPRIATIONS		2,968,608.17	10,085,180.00	3,969,552.38	7,245,139.34
NET OF REVENUES & APPROPRIATIONS:		\$ 480,396.48	\$ (2,137,022.00)	\$ 209,598.19	\$ (1,942,690.98)



City of Nixa, Missouri 2024 Operating and Capital Budget

Fund: 13 STREETS

Department: 350 CENTRAL GARAGE

		2022	2023	2023	2024
		Activity	Amended Budget	Activity	Budget
Appropriations					
OPERATING EXPENSE					
13-350-5105000	Building Maintenance - Supplies	86.95	1,000.00	46.77	1,000.00
13-350-5105500	Building Maintenance Services	3,580.70	3,500.00	2,979.63	3,500.00
13-350-5106000	Building Repairs	2,422.28	3,500.00	2,805.87	3,500.00
13-350-5110102	Computer Subscription It Services		1,300.00		7,200.00
13-350-5110503	Computer Services	16,896.05	22,285.00	11,652.16	19,000.00
13-350-5110504	Computer Services - Billable	146.77	1,250.00	671.22	1,250.00
13-350-5111000	Computer Equipment	2,205.52	500.00		500.00
13-350-5117500	Dues, Licenses & Memberships		0.00	40.00	0.00
13-350-5122500	Equipment Maintenance	353.66	2,000.00	637.82	1,000.00
13-350-5123000	Equipment Repairs	97.79	1,000.00		1,000.00
13-350-5123500	Equipment Rental		200.00		200.00
13-350-5124500	Facilities Supplies	646.97	500.00	332.48	500.00
13-350-5132560	Janitorial Supplies	517.91	800.00	143.85	800.00
13-350-5135500	Maintenance/Service Contracts	526.28	3,611.00	898.44	700.00
13-350-5142500	Miscellaneous		500.00		500.00
13-350-5145000	Natural Gas	2,636.48	4,000.00	1,595.53	3,000.00
13-350-5150000	Office Supplies	356.94	700.00	265.69	700.00
13-350-5157500	Postage And Freight	67.24	50.00	83.10	100.00
13-350-5165000	Random Testing	109.00	250.00	66.66	250.00
13-350-5172500	Shop Supplies	1,002.07	2,000.00	1,246.57	2,000.00
13-350-5175000	Supplies	6,151.20	9,000.00	8,043.48	9,000.00
13-350-5177500	Telecommunications	948.71	2,000.00		0.00
13-350-5181000	Trackable Assets < \$5000	1,508.19	2,000.00		2,000.00
13-350-5181003	Tools All City		2,000.00		2,000.00
13-350-5185500	Vehicle Repairs	138.00	0.00	117.44	200.00
OPERATING EXPENSE		40,398.71	63,946.00	31,626.71	59,900.00

		2022	2023	2023	2024
		Activity	Amended Budget	Activity	Budget
PERSONNEL					
13-350-5120000	Employment Costs	61.81	100.00		100.00
13-350-5137500	Meetings And Training	13.29	0.00	0.34	1,000.00
13-350-5167000	Safety Program	95.31	100.00	175.84	200.00
13-350-5254000	Uniforms	385.16	500.00	298.48	500.00
13-350-5255000	Work Comp Premium		0.00	22.50	45.00
PERSONNEL		555.57	700.00	497.16	1,845.00
DEBT					
13-350-5184900	Vehicle Lease		7,212.00		7,212.00
DEBT		0.00	7,212.00	0.00	7,212.00
CAPITAL					
13-350-5452000	Capital-Equipment	5,609.00	0.00		0.00
CAPITAL		5,609.00	0.00	0.00	0.00
Total Expense - Central Garage		46,563.28	71,858.00	32,123.87	68,957.00
Fund 13 - STREET: Central Garage					
TOTAL ESTIMATED REVENUES					
TOTAL APPROPRIATIONS		46,563.28	71,858.00	32,123.87	68,957.00
NET OF REVENUES & APPROPRIATIONS:		(46,563.28)	(71,858.00)	(32,123.87)	(68,957.00)



City of Nixa, Missouri 2024 Operating and Capital Budget

Fund: 10 ARPA

Department: 111 ARPA

	2022 Activity	2023 Amended Budget	2023 Activity	2024 Budget	
Revenues					
OTHER INCOME					
10-111-4020000	Interest	56,425.17	91,415.00	138,991.71	161,262.00
	OTHER INCOME	\$ 56,425.17	\$ 91,415.00	\$ 138,991.71	\$ 161,262.00
GRANTS					
10-111-4036000	Grants	2,315,379.93	-	-	-
	GRANTS	\$ 2,315,379.93	\$ -	\$ -	\$ -
Total Revenues - ARPA		\$ 2,371,805.10	\$ 91,415.00	\$ 138,991.71	\$ 161,262.00
Appropriations					
TRANSFER OUT					
10-111-5490000	Transfers Out	288,585.77	2,665,410.98	169,550.19	4,184,835.00
	TRANSFER OUT	\$ 288,585.77	\$ 2,665,410.98	\$ 169,550.19	\$ 4,184,835.00
Total Expense - ARPA		\$ 288,585.77	\$ 2,665,410.98	\$ 169,550.19	\$ 4,184,835.00
Fund 10 - ARPA:					
TOTAL ESTIMATED REVENUES		2,371,805.10	91,415.00	138,991.71	161,262.00
TOTAL APPROPRIATIONS		288,585.77	2,665,410.98	169,550.19	4,184,835.00
NET OF REVENUES & APPROPRIATIONS:		\$ 2,083,219.33	\$ (2,573,995.98)	\$ (30,558.48)	\$ (4,023,573.00)



City of Nixa, Missouri 2024 Operating and Capital Budget

Fund: 01 ELECTRIC

Department: 700 ELECTRIC

		2022	2023	2023	2024
		Activity	Amended Budget	Activity	Budget
Revenues					
SALES, FEES, FINES					
01-700-4000400	Income - Electric Sales	18,775,805.02	17,500,000.00	15,820,787.88	17,500,000.00
01-700-4001300	Cc Convenience Fee	-	-	15,399.79	-
01-700-4003000	Fuel Cost Adjustment	(377,201.65)	-	(529,791.39)	(200,000.00)
01-700-4005000	Penalties Collected	201,094.78	150,000.00	122,109.66	150,000.00
01-700-4010000	Electric Meter Fee	30,965.00	25,000.00	39,365.00	25,000.00
01-700-4014500	Net Metering	60,254.22	40,000.00	36,714.37	60,000.00
01-700-4040000	Reconnect Fees	12,925.00	10,000.00	42,895.70	25,000.00
01-700-4040500	Remote application Fee	10.00	-	55.00	-
01-700-4042000	Return Check Fees	3,225.00	3,000.00	3,481.58	3,000.00
01-700-4045000	Street Lights	100,050.00	35,000.00	23,200.00	20,000.00
01-700-4047000	Underground Electric	270,170.07	150,000.00	150,636.19	125,000.00
01-700-4510000	Sale Of Surplus Items	54,674.48	10,000.00	24,301.00	4,250.00
SALES, FEES, FINES		19,131,971.92	17,923,000.00	15,749,154.78	17,712,250.00
OTHER INCOME					
01-700-4020000	Interest	244,361.39	327,467.00	516,047.33	773,192.00
01-700-4035000	Emergency Mgmt	-	-	122,189.86	-
01-700-4350000	Miscellaneous Income	22,304.33	5,000.00	224,580.51	-
01-700-4350300	Mpua Reimbursements	-	12,000.00	19,155.64	15,000.00
01-700-4465000	Insurance Refunds	-	-	-	-
OTHER INCOME		266,665.72	344,467.00	881,973.34	788,192.00
Total Revenues - Electric		19,398,637.64	18,267,467.00	16,631,128.12	18,500,442.00
Appropriations					
TRANSFER OUT					
01-700-5100100	Administration Fees	363,612.96	397,736.00	331,446.70	449,744.31

		2022	2023	2023	2024
		Activity	Amended Budget	Activity	Budget
01-700-5125000	Fee-In-Lieu-Of-Taxes	988,456.26	875,000.00	680,540.30	875,000.00
01-700-5490001	Transfers Out-Central Garage	7,771.81	11,993.00	3,936.09	11,350.00
01-700-5490002	Transfers Out-Utility Billing	323,150.23	507,597.00	198,524.10	490,012.87
TRANSFER OUT		1,682,991.26	1,792,326.00	1,214,447.19	1,826,107.18
OPERATING EXPENSE					
01-700-5102550	Audit Expense	2,700.00	3,750.00	3,250.00	3,450.00
01-700-5105000	Building Maintenance - Supplies	886.18	5,000.00	1,256.90	1,500.00
01-700-5105500	Building Maintenance Services	3,022.99	2,500.00	6,143.46	4,000.00
01-700-5106000	Building Repairs	2,031.45	14,350.00	3,275.59	4,000.00
01-700-5106600	Cement Vaults	-	75,000.00	31,889.68	75,000.00
01-700-5108000	Collection Fee	-	500.00	-	500.00
01-700-5110102	Computer Subscription It Services	-	3,000.00	-	9,000.00
01-700-5110503	Computer Services	15,870.36	26,054.00	29,276.88	33,000.00
01-700-5110504	Computer Services - Billable	178.19	1,225.00	1,250.85	1,400.00
01-700-5111000	Computer Equipment	3,675.52	16,446.00	4,084.83	21,250.00
01-700-5112500	Contract Labor	45,966.54	80,000.00	-	-
01-700-5112550	Contractor Pole Change	-	200,000.00	149,274.24	200,000.00
01-700-5115002	Depreciation	669,790.25	-	-	-
01-700-5117500	Dues And Licenses	27,658.38	33,000.00	26,685.75	40,000.00
01-700-5118000	Economic Development	11,000.00	26,000.00	26,000.00	26,000.00
01-700-5118500	Emergency Management	3,995.69	500.00	50,696.22	500.00
01-700-5122500	Equipment Maintenance	403.91	3,000.00	1,812.37	2,500.00
01-700-5123000	Equipment Repairs	3,033.78	15,000.00	2,488.53	8,000.00
01-700-5123500	Equipment Rental	4,070.90	1,000.00	1,397.20	1,000.00
01-700-5124500	Facilities Supplies	1,527.41	1,500.00	1,621.03	1,500.00
01-700-5130000	Gasoline & Diesel	34,856.12	40,000.00	23,940.56	38,000.00
01-700-5131000	Grounds Maintenance	322.32	1,000.00	625.36	9,200.00
01-700-5131750	Hand Tools	-	7,000.00	2,539.06	5,000.00
01-700-5132500	Insurance And Bonds	60,314.84	65,140.00	39,975.05	47,757.18
01-700-5132555	Insurance Broker Fee	2,647.00	2,726.00	2,399.00	2,500.00
01-700-5132560	Janitorial Supplies	1,018.42	1,000.00	1,053.60	1,200.00
01-700-5134501	Loss On Disposal	432.18	-	-	-

		2022	2023	2023	2024
		Activity	Amended Budget	Activity	Budget
01-700-5135500	Maintenance/Service Contracts	4,660.82	5,537.00	2,034.09	4,500.00
01-700-5138500	Meters	57,599.70	75,000.00	23,818.41	50,000.00
01-700-5142500	Miscellaneous	2,467.94	1,200.00	1,075.00	1,200.00
01-700-5145000	Natural Gas	5,401.90	7,500.00	3,614.78	7,500.00
01-700-5147500	Legal Ads - Unreimbursed	445.13	200.00	285.17	-
01-700-5149900	Office Forms & Printing	13.10	500.00	580.50	500.00
01-700-5150000	Office Supplies	1,747.85	3,500.00	7,381.85	5,000.00
01-700-5152000	One Call Membership	14,949.96	39,500.00	52,460.38	62,000.00
01-700-5152500	Poles	(108,932.58)	84,500.00	76,959.96	60,000.00
01-700-5157500	Postage And Freight	438.51	1,500.00	691.15	1,500.00
01-700-5157503	Power Purchases	9,399,280.15	10,500,000.00	8,464,543.80	11,000,000.00
01-700-5160000	Professional Fees	74,764.20	143,177.00	115,842.12	210,000.00
01-700-5160150	Promotional Items	910.57	2,500.00	2,298.95	3,000.00
01-700-5162500	Radio Repairs	-	500.00	-	500.00
01-700-5165000	Random Testing	307.95	800.00	466.53	800.00
01-700-5169002	Subscriptions	-	-	77.98	-
01-700-5172500	Shop Supplies	9,950.94	10,000.00	5,111.00	7,000.00
01-700-5174000	Street Lights	359,690.92	500,000.00	41,280.92	250,000.00
01-700-5174505	Substation Maintenance	31,666.33	60,000.00	49,642.37	65,000.00
01-700-5175000	Supplies	70,486.55	100,000.00	109,357.61	125,000.00
01-700-5176002	System Repairs	-	-	46,593.80	80,000.00
01-700-5177500	Telecommunications	7,669.85	13,000.00	5,422.21	7,500.00
01-700-5180000	Tests And Permits	1,057.78	250.00	75.00	250.00
01-700-5181000	Trackable Assets < \$5000	10,516.76	20,000.00	2,220.90	10,000.00
01-700-5182500	Transformers	(136,415.30)	1,000,000.00	302,789.25	1,000,000.00
01-700-5183500	Tree Trimming	350,299.62	450,000.00	349,654.24	500,000.00
01-700-5184000	Underground Electric	193,559.30	187,000.00	48,432.64	175,000.00
01-700-5185000	Vehicle Maintenance	8,280.01	8,000.00	6,074.19	8,000.00
01-700-5185500	Vehicle Repairs	16,096.52	10,000.00	4,243.70	10,000.00
01-700-5188000	Wire	549,941.50	205,000.00	111,252.01	150,000.00
OPERATING EXPENSE		11,822,258.41	14,053,855.00	10,245,216.67	14,330,507.18

PERSONNEL

		2022	2023	2023	2024
		Activity	Amended Budget	Activity	Budget
01-700-5120000	Employment Costs	277.90	500.00	1,173.47	1,000.00
01-700-5127500	First Aid Claims	364.47	600.00	-	500.00
01-700-5137500	Meetings And Training	37,073.52	59,250.00	53,672.55	73,500.00
01-700-5142000	Mileage	314.15	500.00	46.88	500.00
01-700-5167000	Safety Program	15,503.58	20,000.00	12,834.53	20,000.00
01-700-5250000	Salaries	1,235,563.50	1,286,450.00	1,166,138.74	1,511,520.20
01-700-5250500	Payroll Taxes	89,287.14	99,343.00	87,116.08	115,631.32
01-700-5251000	Group Insurance	163,586.74	181,201.00	141,081.72	175,668.40
01-700-5251500	Lagers	142,720.95	198,113.00	171,265.11	230,601.44
01-700-5253500	Wellness Program	-	250.00	-	250.00
01-700-5254000	Uniforms	16,296.78	20,000.00	9,211.54	20,000.00
01-700-5255000	Work Comp Premium	23,581.13	27,013.00	24,812.21	27,000.00
PERSONNEL		1,724,569.86	1,893,220.00	1,667,352.83	2,176,171.36
DEBT					
01-700-5184900	Vehicle Lease	-	26,503.00	7,431.21	40,000.00
DEBT		-	26,503.00	7,431.21	40,000.00
CAPITAL					
01-700-5450011	Intangible Assets		75,000.00	-	-
01-700-5450500	Buildings		-	-	-
01-700-5451000	Improvements		45,000.00	11,480.78	-
01-700-5451004	Building Improvements		87,500.00	56,922.12	365,074.59
01-700-5451500	Vehicles		605,000.00	-	605,000.00
01-700-5452000	Equipment		402,000.00	397,045.00	20,500.00
01-700-5452500	Infrastructure		2,445,500.00	302,016.02	2,763,000.00
CAPITAL		-	3,660,000.00	767,463.92	3,753,574.59
Total Expense - Electric					
		15,229,819.53	21,425,904.00	13,901,911.82	22,126,360.31
Fund 01 - ELECTRIC:					
TOTAL ESTIMATED REVENUES		19,398,637.64	18,267,467.00	16,631,128.12	18,500,442.00
TOTAL APPROPRIATIONS		15,229,819.53	21,425,904.00	13,901,911.82	22,126,360.31
NET OF REVENUES & APPROPRIATIONS:		4,168,818.11	(3,158,437.00)	2,729,216.30	(3,625,918.31)



City of Nixa, Missouri 2024 Operating and Capital Budget

Fund: 02 WATER

Department: 800 WATER

		2022	2023	2023	2024
		Activity	Amended Budget	Activity	Budget
Revenues					
SALES, FEES, FINES					
02-800-4000600	Water Sales	3,459,902.54	3,200,000.00	3,305,680.96	3,500,000.00
02-800-4000700	Bulk Water	2,434.22	2,000.00	1,802.15	2,000.00
02-800-4001300	Cc Convenience Fee	-	-	15,156.46	-
02-800-4005200	Penalties Collected	32,525.11	17,000.00	21,865.70	22,000.00
02-800-4010200	Water Meter Fee	38,615.00	42,500.00	48,725.00	45,000.00
02-800-4040000	Reconnect Fees	17,900.00	12,000.00	7,950.00	12,000.00
02-800-4510000	Sale Of Surplus Items	3,600.00	-	210.00	4,250.00
SALES, FEES, FINES		\$ 3,554,976.87	\$ 3,273,500.00	\$ 3,401,390.27	\$ 3,585,250.00
TRANSFER IN					
02-800-4011300	Transfers In - Utility Billing	498,765.67	824,419.00	317,738.72	773,071.72
TRANSFER IN		\$ 498,765.67	\$ 824,419.00	\$ 317,738.72	\$ 773,071.72
OTHER INCOME					
02-800-4020000	Interest	74,336.85	95,084.00	193,437.27	229,650.00
02-800-4027000	Rent	139,479.91	165,211.00	123,442.36	140,595.59
02-800-4060000	Scrap Metal	388.50	-	-	-
02-800-4130000	Project Reimbursement	357,544.33	-	-	-
02-800-4350000	Miscellaneous Income	1,443.88	1,000.00	1,418.85	1,000.00
02-800-4460000	Insurance Claims	-	-	3,130.00	-
02-800-4465000	Insurance Refunds	-	-	-	-
OTHER INCOME		\$ 573,193.47	\$ 261,295.00	\$ 321,428.48	\$ 371,245.59
Total Revenues - Water		\$ 4,626,936.01	\$ 4,359,214.00	\$ 4,040,557.47	\$ 4,729,567.31
Appropriations					
TRANSFER OUT					
02-800-5100100	Administration Fees	386,049.00	437,195.00	364,329.20	519,493.48

		2022	2023	2023	2024
		Activity	Amended Budget	Activity	Budget
02-800-5125000	Fee-In-Lieu-Of-Taxes	183,308.54	160,000.00	141,430.21	175,000.00
02-800-5490001	Transfers Out-Central Garage	9,285.05	14,328.00	4,700.19	13,560.00
TRANSFER OUT		\$ 578,642.59	\$ 611,523.00	\$ 510,459.60	\$ 708,053.48
OPERATING EXPENSE					
02-800-5102550	Audit Expense	1,350.00	1,875.00	1,625.00	1,725.00
02-800-5103500	Bond Issue Costs	42,375.00	-	-	-
02-800-5105000	Building Maintenance - Supplies	252.26	2,250.00	178.77	1,500.00
02-800-5105500	Building Maintenance Services	3,433.04	4,500.00	4,213.29	3,000.00
02-800-5106000	Building Repairs	6,372.55	10,500.00	299.15	2,000.00
02-800-5107000	Chemicals	19,481.00	25,000.00	27,703.10	35,000.00
02-800-5108000	Collection Fee	-	300.00	-	300.00
02-800-5110102	Computer Subscription It Services	-	10,000.00	-	7,800.00
02-800-5110503	Computer Services	11,479.14	19,752.00	12,416.32	16,000.00
02-800-5110504	Computer Services - Billable	178.19	1,275.00	1,524.83	2,000.00
02-800-5111000	Computer Equipment	1,515.80	12,196.00	3,186.17	3,000.00
02-800-5112500	Contract Labor	-	5,000.00	-	-
02-800-5115002	Depreciation	350,712.22	-	-	-
02-800-5117500	Dues And Licenses	21,710.14	26,000.00	23,089.65	30,000.00
02-800-5118000	Economic Development	11,000.00	26,000.00	26,000.00	26,000.00
02-800-5122500	Equipment Maintenance	1,169.00	2,500.00	505.08	1,500.00
02-800-5123000	Equipment Repairs	2,254.58	4,000.00	2,995.94	2,500.00
02-800-5123500	Equipment Rental	1,425.00	2,500.00	-	2,500.00
02-800-5124500	Facilities Supplies	568.63	1,000.00	385.25	1,000.00
02-800-5130000	Gasoline & Diesel	18,407.62	22,500.00	14,686.07	22,500.00
02-800-5131000	Grounds Maintenance	3,676.39	2,500.00	34.62	2,500.00
02-800-5131900	Intergovernmental Cost Share Agreemr	-	-	-	60,000.00
02-800-5132500	Insurance And Bonds	35,849.34	38,271.00	46,691.42	56,400.00
02-800-5132555	Insurance Broker Fee	2,398.00	2,470.00	2,820.00	2,910.00
02-800-5132560	Janitorial Supplies	510.06	800.00	255.90	800.00
02-800-5135500	Maintenance/Service Contracts	2,805.24	8,282.00	1,523.10	1,100.00
02-800-5138000	Merchant Card Fees	151.61	1,200.00	325.21	500.00
02-800-5138500	Meters	6,608.83	730,000.00	278,318.80	468,000.00

		2022	2023	2023	2024
		Activity	Amended Budget	Activity	Budget
02-800-5142500	Miscellaneous	1,732.34	5,000.00	3,146.35	5,000.00
02-800-5145000	Natural Gas	2,621.59	20,000.00	1,627.98	10,000.00
02-800-5147500	Legal Ads - Unreimbursed	12.24	100.00	12.24	100.00
02-800-5149900	Office Forms & Printing	188.07	1,000.00	1,476.16	2,000.00
02-800-5150000	Office Supplies	1,264.47	2,000.00	1,440.49	2,750.00
02-800-5152000	One Call Membership	14,946.04	39,500.00	43,625.06	62,000.00
02-800-5157500	Postage And Freight	2,990.74	5,000.00	2,780.43	4,000.00
02-800-5157501	Primacy Fee	43,014.04	50,000.00	59,322.49	50,000.00
02-800-5160000	Professional Fees	103,330.20	269,906.00	94,495.24	135,000.00
02-800-5160150	Promotional Items	910.70	2,500.00	1,667.58	3,000.00
02-800-5165000	Random Testing	243.11	400.00	101.80	400.00
02-800-5172500	Shop Supplies	2,125.17	4,500.00	2,809.76	4,250.00
02-800-5175000	Supplies	70,276.41	75,000.00	72,836.73	80,000.00
02-800-5176002	System Repairs	172,045.15	290,000.00	71,237.37	205,000.00
02-800-5177500	Telecommunications	3,972.26	9,500.00	2,911.39	5,000.00
02-800-5180000	Tests And Permits	7,395.00	7,500.00	7,988.50	8,000.00
02-800-5181000	Trackable Assets < \$5000	16,697.40	8,000.00	11,514.73	13,000.00
02-800-5185000	Vehicle Maintenance	2,393.79	4,000.00	3,251.53	4,000.00
02-800-5185500	Vehicle Repairs	1,859.65	3,000.00	5,652.45	8,000.00
02-800-5253800	Wells & Towers	196,604.98	455,000.00	63,246.50	218,000.00
02-800-5280000	Equipment Traded-In On Regular Basis	19,000.00	-	-	24,000.00
02-800-5605600	Electric Service - Lift Station/Well	3,595.87	25,000.00	39,273.85	-
OPERATING EXPENSE		\$ 1,212,902.86	\$ 2,237,577.00	\$ 939,196.30	\$ 1,594,035.00
PERSONNEL					
02-800-5120000	Employment Costs	1,512.25	1,000.00	548.71	1,000.00
02-800-5127500	First Aid Claims	-	300.00	-	300.00
02-800-5137500	Meetings And Training	6,243.36	13,000.00	6,238.19	15,000.00
02-800-5142000	Mileage	2.96	100.00	-	200.00
02-800-5167000	Safety Program	1,026.56	2,000.00	1,056.24	1,565.00
02-800-5250000	Salaries	354,462.22	465,275.00	337,679.42	480,023.82
02-800-5250500	Payroll Taxes	23,854.20	36,174.00	25,048.49	36,720.67
02-800-5251000	Group Insurance	64,760.28	91,041.00	56,745.46	80,586.16

		2022	2023	2023	2024
		Activity	Amended Budget	Activity	Budget
02-800-5251500	Lagers	38,154.33	71,652.00	44,102.54	74,436.75
02-800-5254000	Uniforms	2,437.71	6,000.00	1,945.28	5,000.00
02-800-5255000	Work Comp Premium	9,103.53	14,720.00	11,625.36	12,555.00
PERSONNEL		\$ 501,557.40	\$ 701,262.00	\$ 484,989.69	\$ 707,387.40
DEBT					
02-800-5184900	Vehicle Lease	-	3,778.00	-	16,000.00
02-800-5350000	Bond Principal	-	305,000.00	305,000.00	280,000.00
02-800-5350500	Bond Interest	6,415.06	130,062.00	130,268.05	103,448.00
02-800-5352000	Agent Fees	500.00	1,500.00	500.00	1,000.00
DEBT		\$ 6,915.06	\$ 440,340.00	\$ 435,768.05	\$ 400,448.00
CAPITAL					
02-800-5451004	Building Improvements	2,886.26	75,000.00	29,521.22	441,388.39
02-800-5451500	Vehicles	-	240,000.00	-	228,734.00
02-800-5452000	Equipment	-	869,605.00	145,863.20	670,000.00
02-800-5452500	Infrastructure	3,040,245.19	781,414.00	83,412.31	1,350,000.00
CAPITAL		\$ 3,043,131.45	\$ 1,966,019.00	\$ 258,796.73	\$ 2,690,122.39
Total Expense - Water		\$ 5,343,149.36	\$ 5,956,721.00	\$ 2,629,210.37	\$ 6,100,046.27
Fund 02 - WATER: Water					
TOTAL ESTIMATED REVENUES		4,626,936.01	4,359,214.00	4,040,557.47	4,729,567.31
TOTAL APPROPRIATIONS		5,343,149.36	5,956,721.00	2,629,210.37	6,100,046.27
NET OF REVENUES & APPROPRIATIONS:		\$ (716,213.35)	\$ (1,597,507.00)	\$ 1,411,347.10	\$ (1,370,478.96)



City of Nixa, Missouri 2024 Operating and Capital Budget

Fund: 02 WATER

Department: 850 UTILITY BILLING

	2022	2023	2023	2024				
	Activity	Amended Budget	Activity	Budget				
Revenues								
OTHER INCOME								
02-850-4001400	Reimbursement	-	-	177.96	-			
OTHER INCOME								
	\$	-	\$	-	\$	177.96	\$	-
Total Revenue - Utility Billing								
	\$	-	\$	-	\$	177.96	\$	-

Appropriations

OPERATING EXPENSE

02-850-5105000	Building Maintenance - Supplies	318.26	2,000.00	181.16	1,000.00
02-850-5105500	Building Maintenance Services	4,025.54	4,000.00	4,114.56	4,000.00
02-850-5106000	Building Repairs	6,916.85	2,500.00	1,214.10	2,000.00
02-850-5108000	Collection Fee	219.11	500.00	-	500.00
02-850-5110102	Computer Subscription It Services	-	-	-	27,000.00
02-850-5110503	Computer Services	19,587.16	24,478.00	20,134.66	21,000.00
02-850-5110504	Computer Services - Billable	210.30	1,275.00	2,480.88	3,000.00
02-850-5111000	Computer Equipment	-	15,071.00	6,948.40	1,500.00
02-850-5117500	Dues And Licenses	104.79	-	5.00	-
02-850-5122500	Equipment Maintenance	-	500.00	-	500.00
02-850-5123000	Equipment Repairs	-	500.00	235.00	500.00
02-850-5123500	Equipment Rental	-	2,000.00	-	-
02-850-5124500	Facilities Supplies	1,696.30	2,500.00	1,289.23	2,500.00
02-850-5130000	Gasoline & Diesel	11,430.13	15,000.00	9,007.67	15,000.00
02-850-5131000	Grounds Maintenance	112.45	250.00	-	-
02-850-5132500	Insurance And Bonds	446.26	469.00	177.40	-
02-850-5132560	Janitorial Supplies	395.74	750.00	824.95	1,000.00
02-850-5134500	Mailing Services For Utility Bills	76,940.14	85,000.00	64,877.74	85,000.00
02-850-5135500	Maintenance/Service Contracts	14,572.76	21,778.00	74,368.62	3,700.00

		2022	2023	2023	2024
		Activity	Amended Budget	Activity	Budget
02-850-5138000	Merchant Card Fees	164,279.35	200,000.00	183,016.17	200,000.00
02-850-5140000	Meter Reading Supplies	1,532.19	3,000.00	732.82	1,000.00
02-850-5142500	Miscellaneous	52.36	2,500.00	-	500.00
02-850-5145000	Natural Gas	565.05	750.00	546.83	750.00
02-850-5149900	Office Forms & Printing	-	750.00	433.70	500.00
02-850-5150000	Office Supplies	1,949.06	3,000.00	1,291.26	2,500.00
02-850-5157500	Postage And Freight	1,515.43	1,000.00	5,698.31	1,500.00
02-850-5160000	Professional Fees	111.63	54,089.00	3,979.49	165,500.00
02-850-5165000	Random Testing	-	-	62.00	500.00
02-850-5177500	Telecommunications	4,427.38	8,000.00	4,703.24	6,500.00
02-850-5181000	Trackable Assets < \$5000	6.65	1,000.00	-	1,000.00
02-850-5185000	Vehicle Maintenance	708.76	2,500.00	926.31	2,000.00
02-850-5185500	Vehicle Repairs	1,052.62	2,500.00	108.11	2,000.00
OPERATING EXPENSE		\$ 313,176.27	\$ 457,660.00	\$ 387,357.61	\$ 552,450.00
PERSONNEL					
02-850-5120000	Employment Costs	791.06	500.00	2,146.34	1,000.00
02-850-5127500	First Aid Claims	-	500.00	-	500.00
02-850-5137500	Meetings And Training	5,857.56	2,000.00	183.91	6,000.00
02-850-5167000	Safety Program	158.39	100.00	13.18	100.00
02-850-5250000	Salaries	351,978.44	461,485.00	336,352.31	533,471.29
02-850-5250500	Payroll Taxes	25,398.07	35,902.00	25,495.11	40,810.57
02-850-5251000	Group Insurance	79,413.95	102,272.00	60,659.11	94,711.20
02-850-5251500	Lagers	48,831.58	71,060.00	39,094.53	86,062.66
02-850-5254000	Uniforms	2,295.06	3,000.00	1,783.47	3,500.00
02-850-5255000	Work Comp Premium	-	7,128.00	5,605.42	6,100.00
PERSONNEL		\$ 514,724.11	\$ 683,947.00	\$ 471,333.38	\$ 772,255.72
DEBT					
02-850-5184900	Vehicle Lease	-	7,212.00	-	31,079.00
DEBT		\$ -	\$ 7,212.00	\$ -	\$ 31,079.00
CAPITAL					
02-850-5452000	Equipment	-	209,297.00	116,107.00	12,000.00
CAPITAL		\$ -	\$ 209,297.00	\$ 116,107.00	\$ 12,000.00

	2022 Activity	2023 Amended Budget	2023 Activity	2024 Budget
Total Expense - Utility Billing	\$ 827,900.38	\$ 1,358,116.00	\$ 974,797.99	\$ 1,367,784.72
Fund 02 - WATER: Utility Billing				
TOTAL ESTIMATED REVENUES	-	-	177.96	-
TOTAL APPROPRIATIONS	827,900.38	1,358,116.00	974,797.99	1,367,784.72
NET OF REVENUES & APPROPRIATIONS:	\$ (827,900.38)	\$ (1,358,116.00)	\$ (974,620.03)	\$ (1,367,784.72)



City of Nixa, Missouri 2024 Operating and Capital Budget

Fund: 03 WASTEWATER

Department: 900 WASTEWATER

		2022	2023	2023	2024
		Activity	Amended Budget	Activity	Budget
Estimated Revenues					
SALES, FEES, FINES					
03-900-4000500	Sewer Service	3,455,910.11	3,300,000.00	3,188,074.83	3,632,000.00
03-900-4005000	Penalties Collected	33,556.42	20,000.00	25,861.50	30,000.00
03-900-4010100	Permits	3,195.00	3,000.00	1,340.00	2,000.00
03-900-4070300	Ozarks Clean Water Fee	-	-	10,000.00	12,000.00
03-900-4510000	Sale Of Surplus Items	3,600.00	89,000.00	-	4,250.00
SALES, FEES, FINES		\$ 3,496,261.53	\$ 3,412,000.00	\$ 3,225,276.33	\$ 3,680,250.00
OTHER INCOME					
03-900-4020000	Interest	96,436.00	119,513.00	179,614.05	277,879.20
03-900-4040400	Ne Lift Reimbursement	12,122.39	-	-	-
03-900-4041000	Nw Lift Reimbursement	55,263.18	-	-	-
03-900-4052000	Sewer Impact Fees	250,706.00	254,302.00	306,512.00	200,000.00
03-900-4350000	Miscellaneous Income	685.75	500.00	8,290.71	1,000.00
OTHER INCOME		\$ 415,213.32	\$ 374,315.00	\$ 494,416.76	\$ 478,879.20
Total Revenues - Sewer		\$ 3,911,474.85	\$ 3,786,315.00	\$ 3,719,693.09	\$ 4,159,129.20
Appropriations					
TRANSFER OUT					
03-900-5100100	Administration Fees	316,590.00	357,777.00	298,147.50	401,792.40
03-900-5490001	Transfers Out - Central Garage	7,771.81	11,993.00	3,936.09	11,350.00
03-900-5490002	Transfers Out - Utility Billing	145,091.31	277,350.00	102,805.76	240,240.77
TRANSFER OUT		\$ 469,453.12	\$ 647,120.00	\$ 404,889.35	\$ 653,383.17
OPERATING EXPENSE					
03-900-5102550	Audit Expense	2,025.00	2,813.00	2,437.50	-
03-900-5105000	Building Maintenance - Supplies	3,043.43	6,000.00	292.93	2,500.00
03-900-5105500	Building Maintenance Services	7,916.01	6,000.00	14,237.07	6,500.00

		2022	2023	2023	2024
		Activity	Amended Budget	Activity	Budget
03-900-5106000	Building Repairs	8,080.64	12,000.00	220.91	2,500.00
03-900-5107000	Chemicals	54,072.32	50,000.00	52,967.32	55,000.00
03-900-5108000	Collection Fee	-	250.00	-	250.00
03-900-5110102	Computer Subscription It Services	-	250.00	-	8,100.00
03-900-5110503	Computer Services	13,465.06	21,231.00	15,067.52	26,000.00
03-900-5110504	Computer Services - Billable	183.50	2,100.00	1,283.83	1,000.00
03-900-5111000	Computer Equipment	1,515.80	14,125.00	7,125.09	7,500.00
03-900-5115002	Depreciation	891,993.61	-	-	-
03-900-5117500	Dues And Licenses	5,478.09	11,500.00	5,634.25	12,000.00
03-900-5118000	Economic Development	11,000.00	26,000.00	26,000.00	26,000.00
03-900-5122500	Equipment Maintenance	2,375.86	29,000.00	1,147.76	2,500.00
03-900-5123000	Equipment Repairs	8,645.78	10,500.00	8,601.41	10,000.00
03-900-5123500	Equipment Rental	5,380.50	1,000.00	4,864.39	5,000.00
03-900-5124500	Facilities Supplies	1,461.96	1,500.00	973.29	1,250.00
03-900-5130000	Gasoline & Diesel	33,984.52	40,000.00	31,615.78	40,000.00
03-900-5130500	Annual Infiltration & Inflow Program	56,500.00	475,000.00	227,143.55	388,000.00
03-900-5131000	Grounds Maintenance	4,019.92	5,000.00	-	1,000.00
03-900-5132500	Insurance And Bonds	62,399.33	67,391.00	75,170.79	90,205.00
03-900-5132555	Insurance Broker Fee	4,220.00	4,347.00	4,455.00	4,590.00
03-900-5132560	Janitorial Supplies	907.89	750.00	476.33	1,000.00
03-900-5135500	Maintenance/Service Contracts	12,357.03	22,352.00	4,600.84	1,900.00
03-900-5142500	Miscellaneous	19,427.68	1,000.00	36.00	1,000.00
03-900-5145000	Natural Gas	3,103.12	15,000.00	2,501.83	5,000.00
03-900-5147500	Legal Ads - Unreimbursed	12.24	100.00	12.24	100.00
03-900-5149900	Office Forms & Printing	167.24	350.00	195.01	250.00
03-900-5150000	Office Supplies	1,002.48	1,500.00	1,257.86	2,000.00
03-900-5152000	One Call Membership	14,955.25	39,500.00	43,625.16	62,000.00
03-900-5157500	Postage And Freight	311.63	500.00	3,624.54	2,200.00
03-900-5160000	Professional Fees	21,162.43	16,950.00	21,646.22	150,000.00
03-900-5160002	Professional Fees - Attorney	-	50,000.00	26,377.00	25,000.00
03-900-5160150	Promotional Items	910.55	2,500.00	1,667.58	3,000.00
03-900-5165000	Random Testing	366.63	400.00	203.47	300.00

		2022	2023	2023	2024
		Activity	Amended Budget	Activity	Budget
03-900-5172500	Shop Supplies	6,830.73	6,000.00	2,977.22	6,000.00
03-900-5175000	Supplies	22,047.09	55,000.00	20,695.49	40,000.00
03-900-5176000	Collection System Repairs	37,109.26	100,000.00	62,032.55	350,000.00
03-900-5177500	Telecommunications	2,695.36	11,000.00	2,266.67	3,000.00
03-900-5180000	Tests And Permits	11,691.02	37,000.00	17,029.95	30,000.00
03-900-5181000	Trackable Assets < \$5000	2,163.82	6,500.00	2,245.00	2,500.00
03-900-5185000	Vehicle Maintenance	5,524.29	7,500.00	8,721.35	7,500.00
03-900-5185500	Vehicle Repairs	7,633.90	12,000.00	16,629.31	17,500.00
03-900-5187500	Water Pollution Fee	9,017.78	9,000.00	9,179.43	9,500.00
03-900-5188500	Wwtp Maintenance/Repairs	174,757.23	430,000.00	128,639.47	351,500.00
03-900-5605600	Electric Services For Lift Station	12,064.82	30,000.00	15,280.14	25,000.00
OPERATING EXPENSE		\$ 1,543,980.80	\$ 1,640,909.00	\$ 871,159.05	\$ 1,786,145.00
PERSONNEL					
03-900-5120000	Employment Costs	93.81	500.00	400.80	1,000.00
03-900-5127500	First Aid Claims	-	300.00	-	300.00
03-900-5137500	Meetings And Training	10,618.26	14,500.00	8,397.81	12,000.00
03-900-5142000	Mileage	147.26	300.00	160.00	300.00
03-900-5167000	Safety Program	2,572.46	2,000.00	1,461.57	1,700.00
03-900-5250000	Salaries	478,871.15	635,703.00	460,816.00	673,114.15
03-900-5250500	Payroll Taxes	34,461.91	49,328.00	33,548.44	51,493.25
03-900-5251000	Group Insurance	102,468.04	128,155.00	90,727.72	125,701.76
03-900-5251500	Lagers	53,621.69	97,898.00	68,088.55	106,215.63
03-900-5252500	Education	3,084.00	-	-	1,500.00
03-900-5253500	Wellness Program	-	200.00	-	-
03-900-5254000	Uniforms	3,341.30	5,000.00	2,101.08	5,000.00
03-900-5255000	Work Comp Premium	12,649.74	19,754.00	13,206.05	14,263.00
PERSONNEL		\$ 701,929.62	\$ 953,638.00	\$ 678,908.02	\$ 992,587.79
DEBT					
03-900-5184900	Vehicle Lease	1,236.71	13,328.00	13,932.91	26,000.00
03-900-5350000	Bond Principal	7,500.04	350,000.00	350,000.02	120,000.00
03-900-5350500	Bond Interest	21,656.11	18,000.00	9,450.46	3,200.00
03-900-5352000	Agent Fees	5,515.65	1,500.00	3,099.06	3,000.00

	2022 Activity	2023 Amended Budget	2023 Activity	2024 Budget
DEBT	\$ 35,908.51	\$ 382,828.00	\$ 376,482.45	\$ 152,200.00
CAPITAL				
03-900-5451004 Building Improvements	2,886.25	75,000.00	29,521.23	395,136.19
03-900-5451500 Vehicles	95,086.77	-	-	300,000.00
03-900-5452000 Equipment	222,786.10	1,233,000.00	385,365.00	971,000.00
03-900-5452500 Infrastructure	568,758.37	2,589,364.00	179,360.62	2,800,000.00
CAPITAL	\$ 889,517.49	\$ 3,897,364.00	\$ 594,246.85	\$ 4,466,136.19
Total Expense - Sewer	\$ 3,640,789.54	\$ 7,521,859.00	\$ 2,925,685.72	\$ 8,050,452.15
Fund 03 - WASTE WATER: Wastewater				
TOTAL ESTIMATED REVENUES	3,911,474.85	3,786,315.00	3,719,693.09	4,159,129.20
TOTAL APPROPRIATIONS	3,640,789.54	7,521,859.00	2,925,685.72	8,050,452.15
NET OF REVENUES & APPROPRIATIONS:	\$ 270,685.31	\$ (3,735,544.00)	\$ 794,007.37	\$ (3,891,322.95)



City of Nixa, Missouri 2024 Operating and Capital Budget

Fund: 03 WASTEWATER

Department: 950 RECYCLE

		2022	2023	2023	2024
		Activity	Amended Budget	Activity	Budget
Revenues					
SALES, FEES, FINES					
03-950-4005100	Recycle Penalties Collected	1,615.50	1,702.00	841.63	1,700.00
03-950-4060100	Outside Permits	3,384.00	2,500.00	8,146.00	3,000.00
03-950-4060200	Can Sales	1,355.90	-	-	-
03-950-4060500	Recycling	169,400.73	160,100.00	144,103.24	170,000.00
SALES, FEES, FINES		175,756.13	164,302.00	153,090.87	174,700.00
OTHER INCOME					
03-950-4350000	Miscellaneous Income	11,469.58	-	1,583.90	-
03-950-4530000	Scrap Metal Income	-	-	902.50	-
OTHER INCOME		11,469.58	-	2,486.40	-
Total Revenues - Recycle		187,225.71	164,302.00	155,577.27	174,700.00

Appropriations

OPERATING EXPENSE

03-950-5105000	Building Maintenance - Supplies	65.60	100.00	329.00	500.00
03-950-5105500	Building Maintenance Services	6,628.72	-	1,743.18	1,000.00
03-950-5106000	Building Repairs	335.00	-	102.95	300.00
03-950-5110102	Computer Subscription It Services	-	-	-	7,100.00
03-950-5110503	Computer Services	10,262.94	-	10,532.95	14,000.00
03-950-5112500	Recycle - Contract Labor	-	-	-	-
03-950-5118500	Emergency Management	-	-	87.54	-
03-950-5122500	Equipment Maintenance	322.17	400.00	5,913.23	1,500.00
03-950-5123000	Equipment Repairs	441.50	1,000.00	-	1,000.00
03-950-5124500	Facilities Supplies	537.93	500.00	257.56	550.00
03-950-5130000	Gasoline & Diesel	2,971.48	3,000.00	2,137.37	2,500.00
03-950-5131000	Grounds Maintenance	49.48	500.00	49.48	250.00

		2022	2023	2023	2024
		Activity	Amended Budget	Activity	Budget
03-950-5132500	Insurance And Bonds	2,401.24	2,593.00	2,576.70	-
03-950-5132555	Insurance Broker Fee	151.00	156.00	148.00	-
03-950-5132560	Janitorial Supplies	49.72	100.00	130.86	100.00
03-950-5134501	Loss On Disposal	3,394.88	-	-	-
03-950-5142400	Miscellaneous Services	-	100.00	-	100.00
03-950-5150000	Office Supplies	544.70	200.00	200.46	250.00
03-950-5157500	Postage And Freight	117.46	100.00	93.68	100.00
03-950-5165000	Random Testing	66.80	100.00	171.67	100.00
03-950-5175000	Supplies	216.56	2,500.00	137.92	750.00
03-950-5177500	Telecommunications	944.29	100.00	-	100.00
03-950-5280000	Equipment Program	70,136.00	-	-	30,000.00
OPERATING EXPENSE		99,637.47	11,449.00	24,612.55	60,200.00
PERSONNEL					
03-950-5120000	Employment Costs	61.78	-	-	-
03-950-5127500	First Aid Claims	187.64	-	54.64	100.00
03-950-5167000	Safety Program	194.15	-	240.19	200.00
03-950-5250000	Recycle-Salaries	68,186.32	77,712.00	62,641.15	80,827.50
03-950-5250500	Recycle-Payroll Taxes	5,115.72	6,061.00	4,857.51	6,183.31
03-950-5251000	Recycle-Group Insurance	17,245.81	15,866.00	13,645.69	15,262.56
03-950-5251500	Recycle-Lagers	9,850.23	11,968.00	9,277.74	12,762.04
03-950-5254000	Uniforms	504.88	-	348.24	500.00
03-950-5255000	Work Comp Premium	3,441.52	4,275.00	3,394.35	-
PERSONNEL		104,788.05	115,882.00	94,459.51	115,835.41
Total Expense - Recycle		204,425.52	127,331.00	119,072.06	176,035.41
Fund 03 - WASTE WATER: Recycle					
TOTAL ESTIMATED REVENUES		187,225.71	164,302.00	155,577.27	174,700.00
TOTAL APPROPRIATIONS		204,425.52	127,331.00	119,072.06	176,035.41
NET OF REVENUES & APPROPRIATIONS:		(17,199.81)	36,971.00	36,505.21	(1,335.41)