

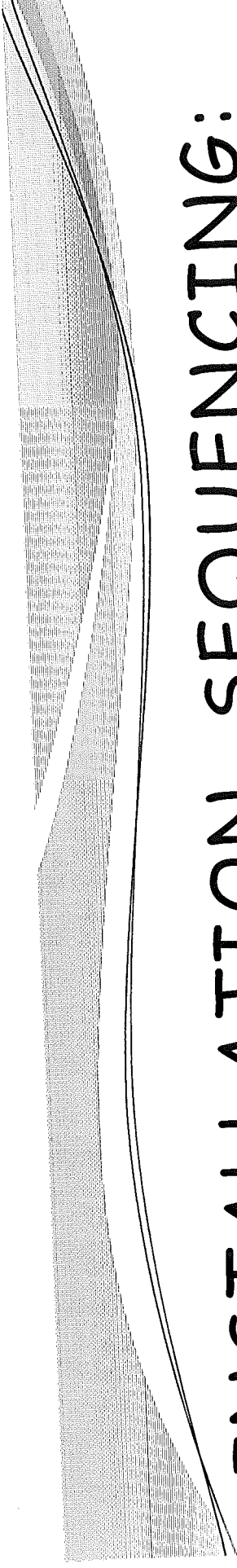
One & Two Family Residential Constriction Sediment & Erosion Control Guidelines

Danny Newell, CISEC, ACI



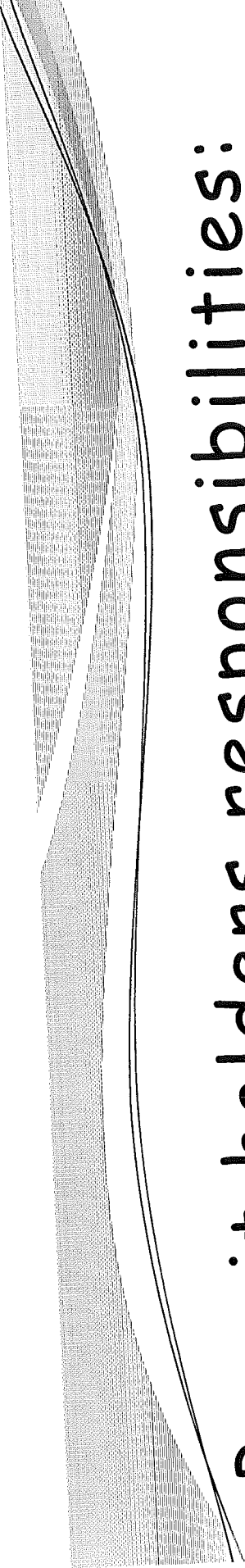
Best Management Practices:

- Also known as BMP's, these include but are not limited to; temporary vehicle tracking pads, silt fence, soxx material, seeding, erosion control blankets, construction phasing or any other devise or procedure that helps reduce erosion and sediment loss.



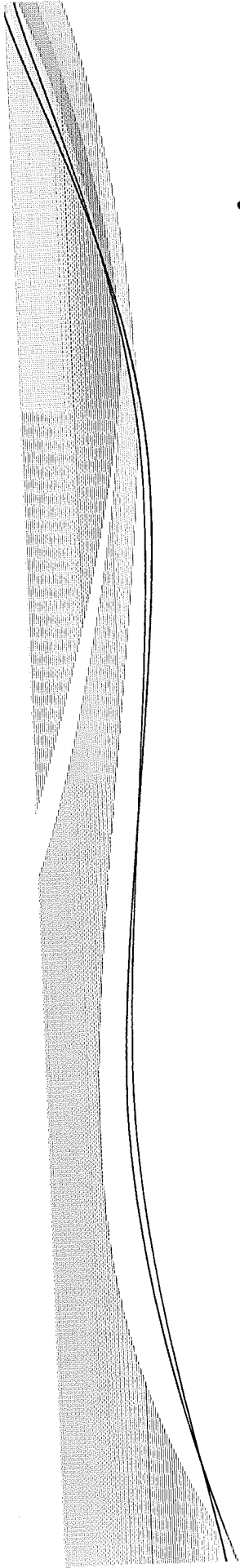
INSTALLATION SEQUENCING:

- Grass buffer strips
- Inlet protection
- Perimeter control
- Grading & Excavating
- Stockpiles
- Maintenance
- Final grading
- Seeding or sod



Permit holders responsibilities:

- Obtain & comply with NPDES Land Disturbance Permit
- Ensure BMP's are in place & maintained in an effective condition.
- Provide periodic inspection as outlined in the permit.



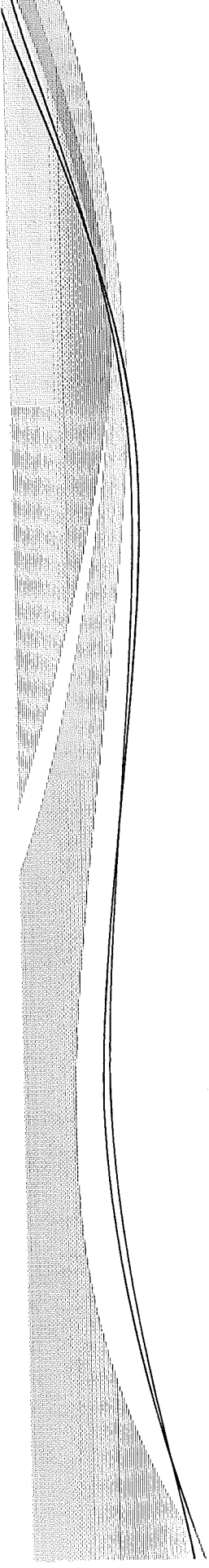
Maintenance requirements:

- Maintain the grass buffer strip.
- Maintain perimeter control in an effective condition and remove accumulated sediment from installed BMP's once it has reached 1/3 the height of the device.
- Maintain inlet (curb or area) protection in an effective condition and remove sediment when it accumulates.



Inspections city:

- Sediment and erosion control inspections will be done in conjunction with routine building inspections.
- First inspection will occur during the footing inspection.
- At all subsequent building inspections, the BMP's will be subject to inspection
- Final inspection, entire site must be stabilized.



CONSTRUCTION BMP'S

- Boulevard vegetation
- Perimeter control
- Inlet protection
- Miscellaneous items